

Alpha-Beta Pruning: Algorithm and Analysis

Tsan-sheng Hsu

徐讚昇

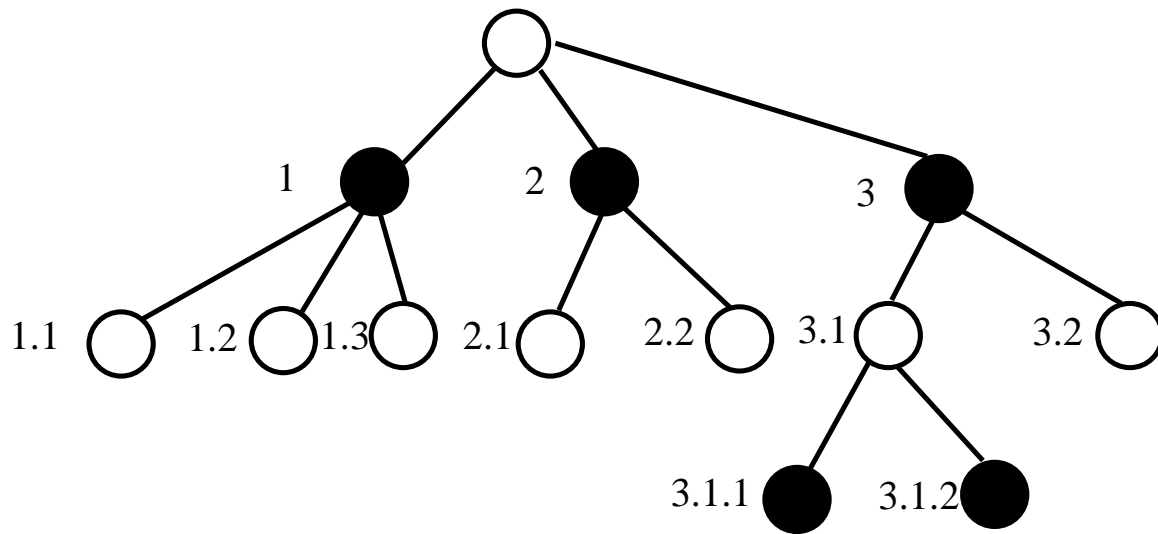
tshsu@iis.sinica.edu.tw

`http://www.iis.sinica.edu.tw/~tshsu`

Introduction

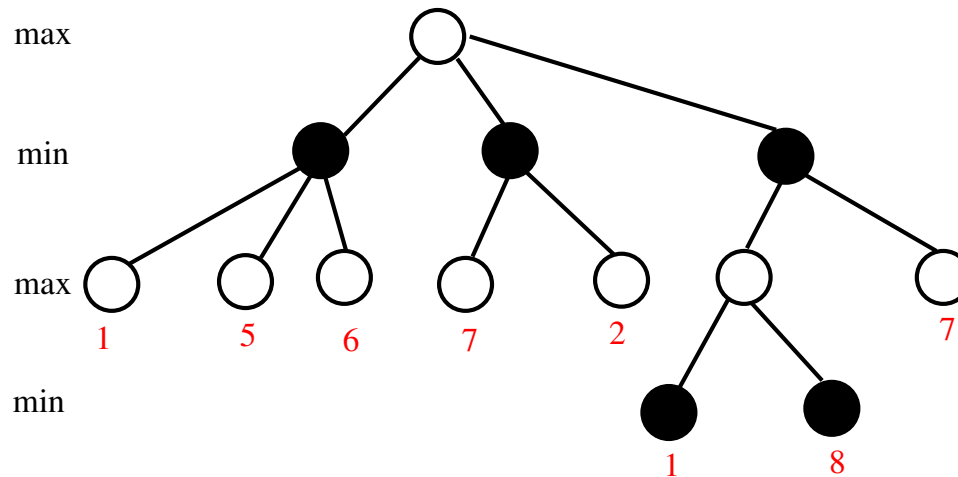
- Alpha-beta pruning is the standard searching procedure used for 2-person perfect-information zero sum games.
- Definitions:
 - A *position* p .
 - The **value** of a position p , $f(p)$, is a numerical value computed from evaluating p .
 - ▷ Value is computed from the root player's point of view.
 - ▷ Positive values mean in favor of the root player.
 - ▷ Negative values mean in favor of the opponent.
 - ▷ Since it is a zero sum game, thus from the opponent's point of view, the value can be assigned $-f(p)$.
 - A **terminal** position: a position whose value can be decided.
 - ▷ A position where win/loss/draw can be concluded.
 - ▷ A position where some constraints are met.
 - A position p has b legal moves p_1, p_2, \dots, p_b .

Tree node numbering



- From the root, number a node in a search tree by a sequence of integers $a_1.a_2.a_3.a_4 \dots$
 - Meaning from the root, you first take the a_1 th branch, then the a_2 th branch, and then the a_3 th branch, and then the a_4 th branch \dots
 - The root is specified as an empty sequence.
 - The **depth** of a node is the length of the sequence of integers specifying it.
- This is called “Dewey decimal system.”

Mini-max formulation



■ Mini-max formulation:

•

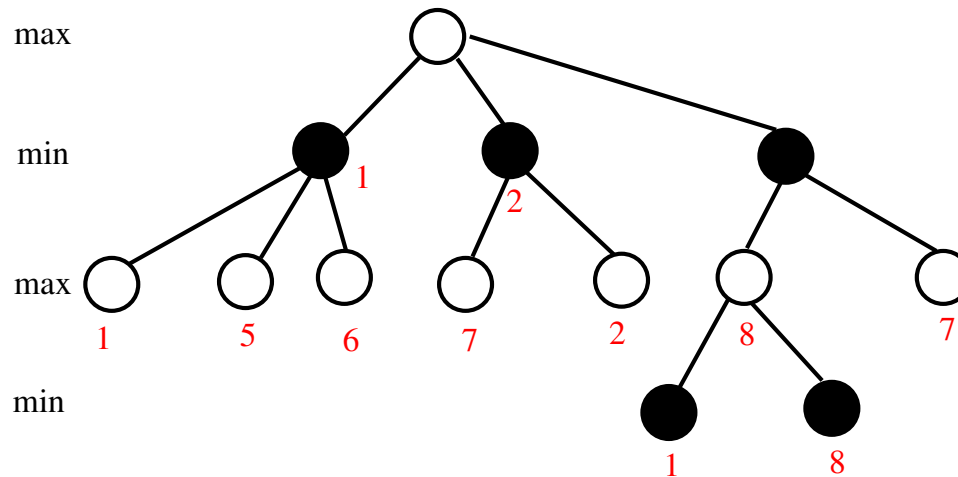
$$F'(p) = \begin{cases} f(p) & \text{if } b = 0 \\ \max\{G'(p_1), \dots, G'(p_b)\} & \text{if } b > 0 \end{cases}$$

•

$$G'(p) = \begin{cases} f(p) & \text{if } b = 0 \\ \min\{F'(p_1), \dots, F'(p_b)\} & \text{if } b > 0 \end{cases}$$

- **An indirect recursive formula!**
- **Equivalent to AND-OR logic.**

Mini-max formulation



■ Mini-max formulation:

•

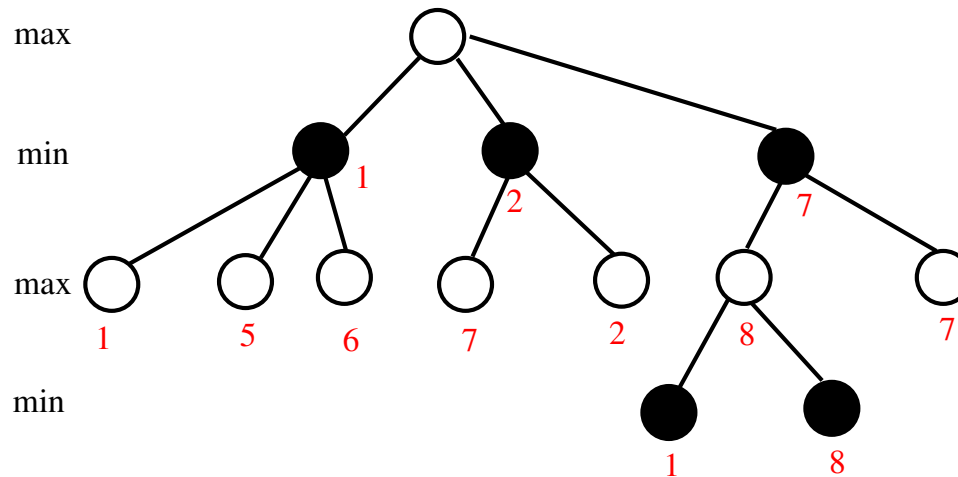
$$F'(p) = \begin{cases} f(p) & \text{if } b = 0 \\ \max\{G'(p_1), \dots, G'(p_b)\} & \text{if } b > 0 \end{cases}$$

•

$$G'(p) = \begin{cases} f(p) & \text{if } b = 0 \\ \min\{F'(p_1), \dots, F'(p_b)\} & \text{if } b > 0 \end{cases}$$

- **An indirect recursive formula!**
- **Equivalent to AND-OR logic.**

Mini-max formulation



■ Mini-max formulation:

•

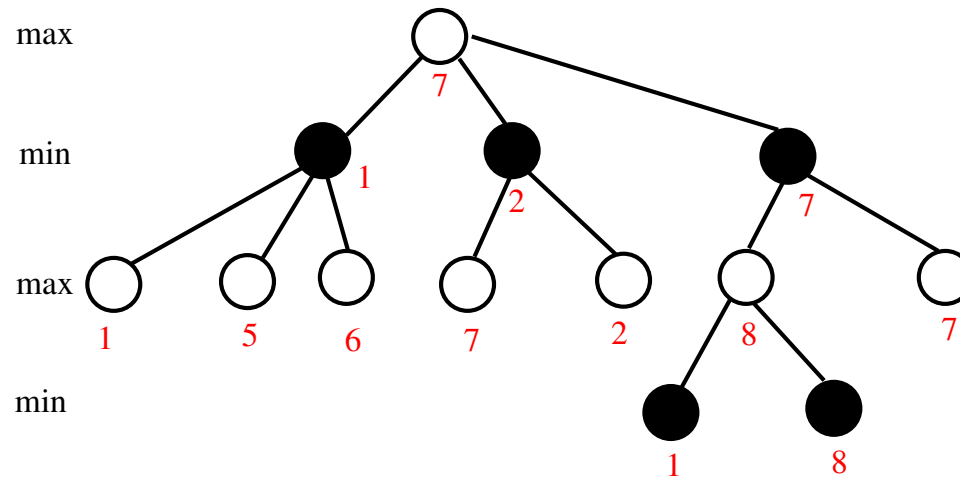
$$F'(p) = \begin{cases} f(p) & \text{if } b = 0 \\ \max\{G'(p_1), \dots, G'(p_b)\} & \text{if } b > 0 \end{cases}$$

•

$$G'(p) = \begin{cases} f(p) & \text{if } b = 0 \\ \min\{F'(p_1), \dots, F'(p_b)\} & \text{if } b > 0 \end{cases}$$

- **An indirect recursive formula!**
- **Equivalent to AND-OR logic.**

Mini-max formulation



■ Mini-max formulation:

•

$$F'(p) = \begin{cases} f(p) & \text{if } b = 0 \\ \max\{G'(p_1), \dots, G'(p_b)\} & \text{if } b > 0 \end{cases}$$

•

$$G'(p) = \begin{cases} f(p) & \text{if } b = 0 \\ \min\{F'(p_1), \dots, F'(p_b)\} & \text{if } b > 0 \end{cases}$$

- **An indirect recursive formula!**
- **Equivalent to AND-OR logic.**

Algorithm: Mini-max

- **Algorithm F' (position p) // max node**
 - determine the successor positions p_1, \dots, p_b
 - if $b = 0$, then return $f(p)$ else begin
 - ▷ $m := -\infty$
 - ▷ for $i := 1$ to b do
 - ▷ $t := G'(p_i)$
 - ▷ if $t > m$ then $m := t$ // find max value
 - end; return m
- **Algorithm G' (position p) // min node**
 - determine the successor positions p_1, \dots, p_b
 - if $b = 0$, then return $f(p)$ else begin
 - ▷ $m := \infty$
 - ▷ for $i := 1$ to b do
 - ▷ $t := F'(p_i)$
 - ▷ if $t < m$ then $m := t$ // find min value
 - end; return m

Mini-max: comments

- A brute-force method to try all possibilities!
- Depth-first search
 - Move ordering is according to order the successor positions are generated.
 - Bottom-up evaluation.
 - Post-ordering traversal.
- Q:
 - Iterative deepening?
 - BFS?
 - Other types of searching?

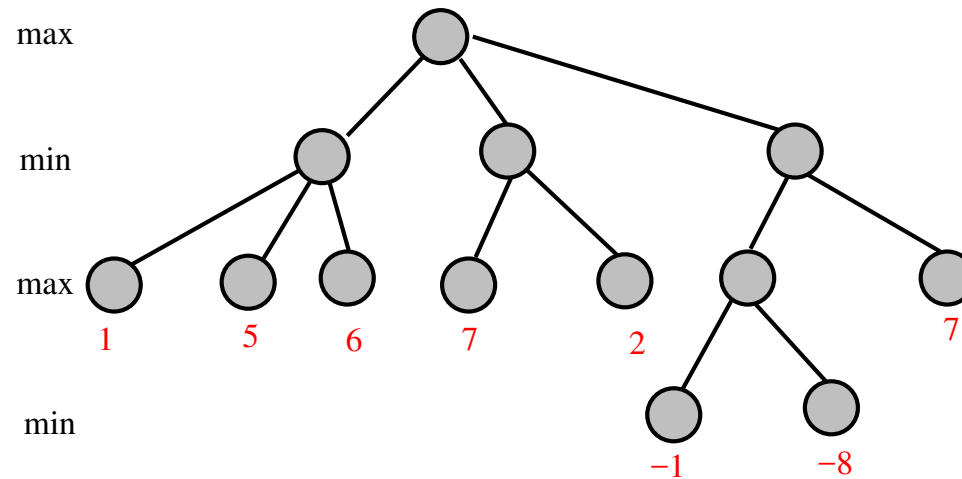
Mini-max: revised (1/2)

- **Algorithm** F' (**position** p , **integer** $depth$) // **max node**
 - **determine the successor positions** p_1, \dots, p_b
 - **if** $b = 0$ // **a terminal node**
 - or** $depth = 0$ // **remaining depth to search**
 - or** **time is running up** // **from timing control**
 - or** **some other constraints are met** // **add knowledge here**
 - then return** $f(p)$ // **current board value**
 - else begin**
 - ▷ $m := -\infty$ // **initial value**
 - ▷ **for** $i := 1$ **to** b **do** // **try each child**
 - ▷ **begin**
 - ▷ $t := G'(p_i, depth - 1)$
 - ▷ **if** $t > m$ **then** $m := t$ // **find max value**
 - ▷ **end**
 - end**
- **return** m

Mini-max: revised (2/2)

- **Algorithm G' (position p , integer $depth$) // min node**
 - determine the successor positions p_1, \dots, p_b
 - **if $b = 0$ // a terminal node**
 - or $depth = 0$ // remaining depth to search
 - or time is running up // from timing control
 - or some other constraints are met // add knowledge here
 - then return $f(p)$ // current board value
 - else begin
 - ▷ $m := \infty$ // initial value
 - ▷ for $i := 1$ to b do // try each child
 - ▷ begin
 - ▷ $t := F'(p_i, depth - 1)$
 - ▷ if $t < m$ then $m := t$ // find min value
 - ▷ end
 - end
 - return m

Nega-max formulation



- **Nega-max formulation:**

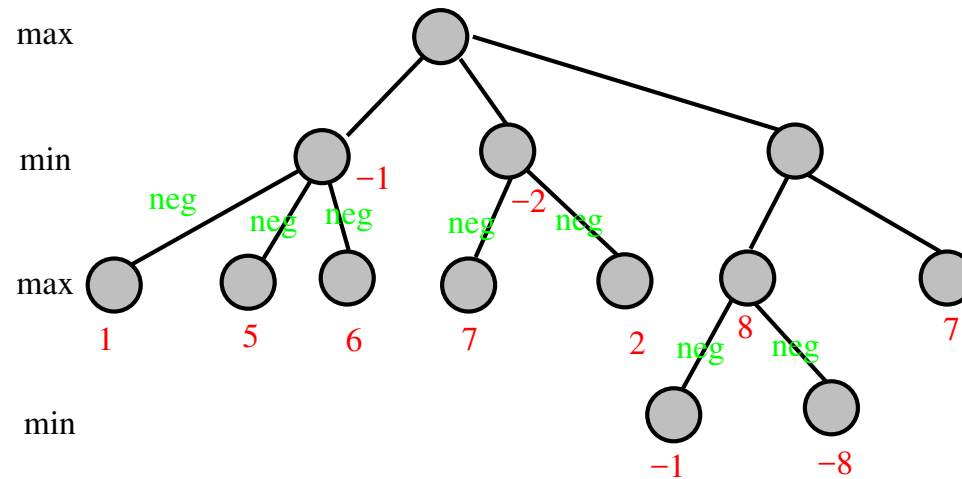
Let $F(p)$ be the greatest possible value achievable from position p against the optimal defensive strategy.

- $$F(p) = \begin{cases} h(p) & \text{if } b = 0 \\ \max\{-F(p_1), \dots, -F(p_b)\} & \text{if } b > 0 \end{cases}$$



$$h(p) = \begin{cases} f(p) & \text{if depth of } p \text{ is 0 or even} \\ -f(p) & \text{if depth of } p \text{ is odd} \end{cases}$$

Nega-max formulation



- **Nega-max formulation:**

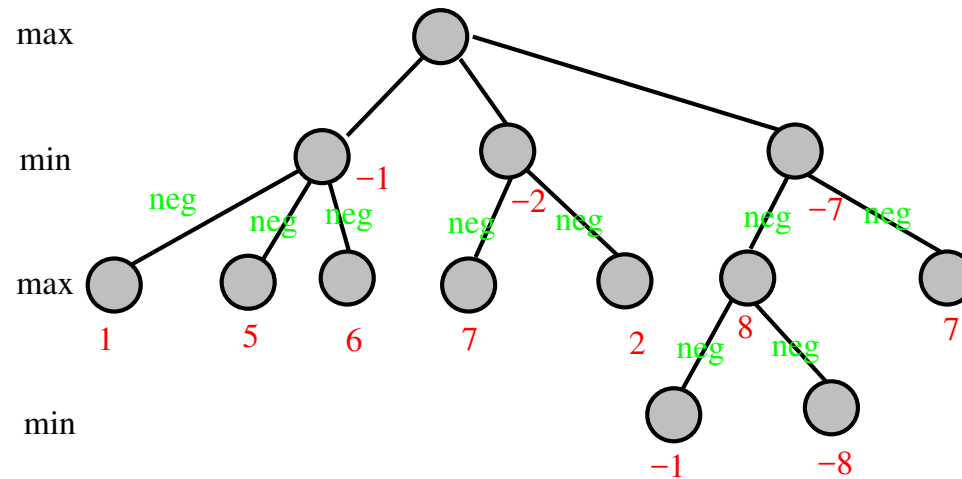
Let $F(p)$ be the greatest possible value achievable from position p against the optimal defensive strategy.

- $$F(p) = \begin{cases} h(p) & \text{if } b = 0 \\ \max\{-F(p_1), \dots, -F(p_b)\} & \text{if } b > 0 \end{cases}$$



$$h(p) = \begin{cases} f(p) & \text{if depth of } p \text{ is 0 or even} \\ -f(p) & \text{if depth of } p \text{ is odd} \end{cases}$$

Nega-max formulation



- **Nega-max formulation:**

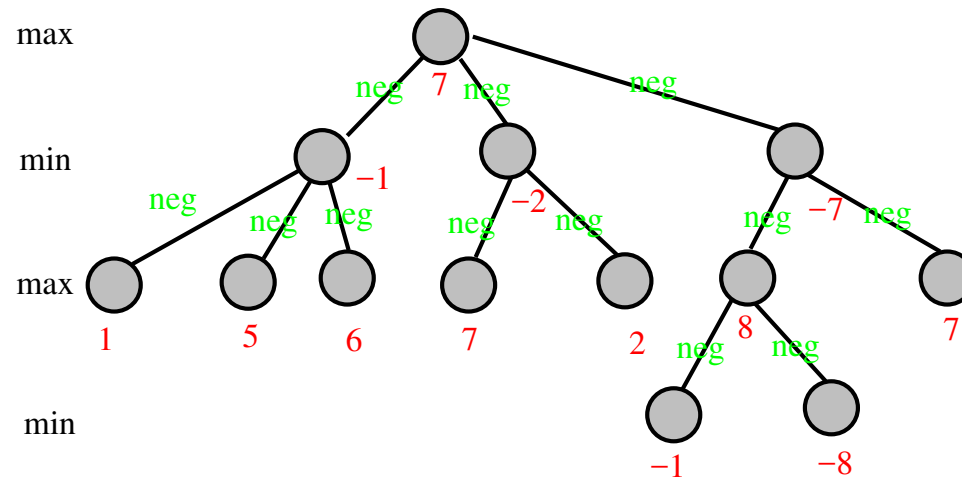
Let $F(p)$ be the greatest possible value achievable from position p against the optimal defensive strategy.

$$F(p) = \begin{cases} h(p) & \text{if } b = 0 \\ \max\{-F(p_1), \dots, -F(p_b)\} & \text{if } b > 0 \end{cases}$$



$$h(p) = \begin{cases} f(p) & \text{if depth of } p \text{ is 0 or even} \\ -f(p) & \text{if depth of } p \text{ is odd} \end{cases}$$

Nega-max formulation



- **Nega-max formulation:**
Let $F(p)$ be the greatest possible value achievable from position p against the optimal defensive strategy.

$$F(p) = \begin{cases} h(p) & \text{if } b = 0 \\ \max\{-F(p_1), \dots, -F(p_b)\} & \text{if } b > 0 \end{cases}$$



$$h(p) = \begin{cases} f(p) & \text{if depth of } p \text{ is 0 or even} \\ -f(p) & \text{if depth of } p \text{ is odd} \end{cases}$$

Algorithm: Nega-max

- Algorithm $F(\text{position } p, \text{integer } depth)$
 - determine the successor positions p_1, \dots, p_b
 - if $b = 0$ // a terminal node
or $depth = 0$ // remaining depth to search
or time is running up // from timing control
or some other constraints are met // add knowledge here
 - then return $h(p)$ else
 - begin
 - ▷ $m := -\infty$
 - ▷ for $i := 1$ to b do
 - ▷ begin
 - ▷ $t := -F(p_i, depth + 1)$ // recursive call, the returned value is negated
 - ▷ if $t > m$ then $m := t$ // always find a max value
 - ▷ end
 - end
 - return m

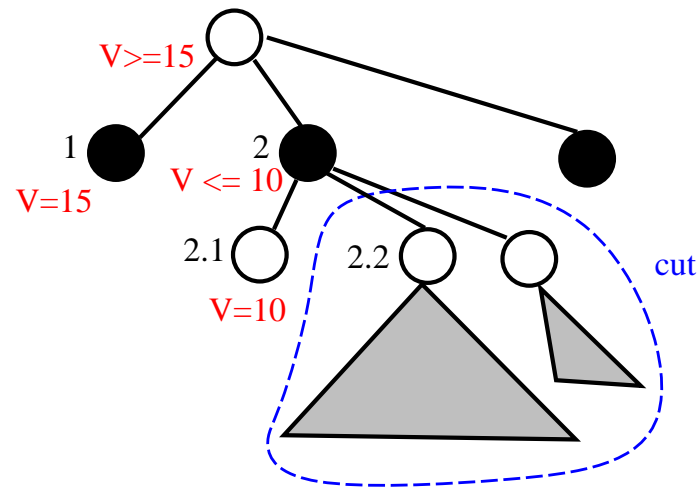
Nega-max: comments

- **Another brute-force method to try all possibilities.**
 - Watch out the code in dealing with other search termination conditions.
 - ▷ *Reach a given searching depth.*
 - ▷ *Timing control.*
 - ▷ *Other constraints such as the score is good or bad enough.*
- **Notations:**
 - F' means the Mini-max version.
 - ▷ *Need a G' companion.*
 - ▷ *Easy to explain.*
 - F means the Negamax version.
 - ▷ *Simpler code.*
 - ▷ *Maybe difficult to explain.*

Intuition for improvements

- **Branch-and-bound:** using information you have so far to **cut** or **prune** branches.
 - A branch is cut means we do not need to search it anymore.
 - If you know for sure the value of your result is more than x and the current search result for this branch **so far** can give you no more than x ,
 - ▷ *then there is no need to search this branch any further.*
- **Two types of approaches**
 - **Exact algorithms:** through mathematical proof, it is guaranteed that the branches pruned **won't** contain the solution.
 - ▷ *Alpha-beta pruning: reinvented by several researchers in the 1950's and 1960's.*
 - ▷ *Scout.*
 - ▷ *...*
 - **Approximated heuristics:** with a high probability that the solution won't be contained in the branches pruned.
 - ▷ *Obtain a good estimation on the remaining cost.*
 - ▷ *Cut a branch when it is in a very bad position and there is little hope to gain back the advantage.*

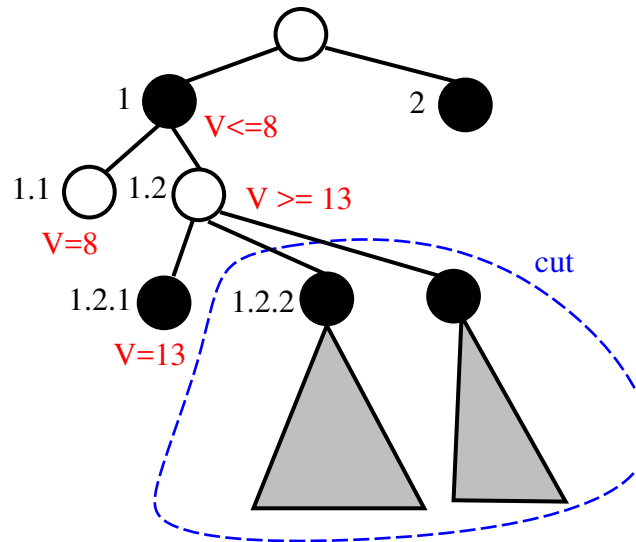
Alpha cut-off



- On the **max** node which is the root:

- ▷ Assume you have finished exploring the branch at 1 and obtained the best value from it as bound.
- ▷ You now search the branch at 2 by first searching the branch at 2.1.
- ▷ Assume branch at 2.1 returns a value that is \leq bound.
- ▷ Then no need to evaluate the branch at 2.2 and all later branches of 2, if any, at all.
- ▷ The best possible value for the branch at 2 must be \leq bound.
- ▷ Hence we should take value returned from the branch at 1 as the best possible solution.

Beta cut-off



- On the **min** node 1:

- ▷ Assume you have finished exploring the branch at 1.1 and obtained the best value from it as bound.
- ▷ You now search the branch at 1.2 by first exploring the branch at 1.2.1.
- ▷ Assume the branch at 1.2.1 returns a value that is \geq bound.
- ▷ Then no need to evaluate the branch at 1.2.2 and all later branches of 1.2, if any, at all.
- ▷ The best possible value for the branch at 1.2 is \geq bound.
- ▷ Hence we should take value returned from the branch at 1.1 as the best possible solution.

Deep alpha cut-off

■ For alpha cut-off:

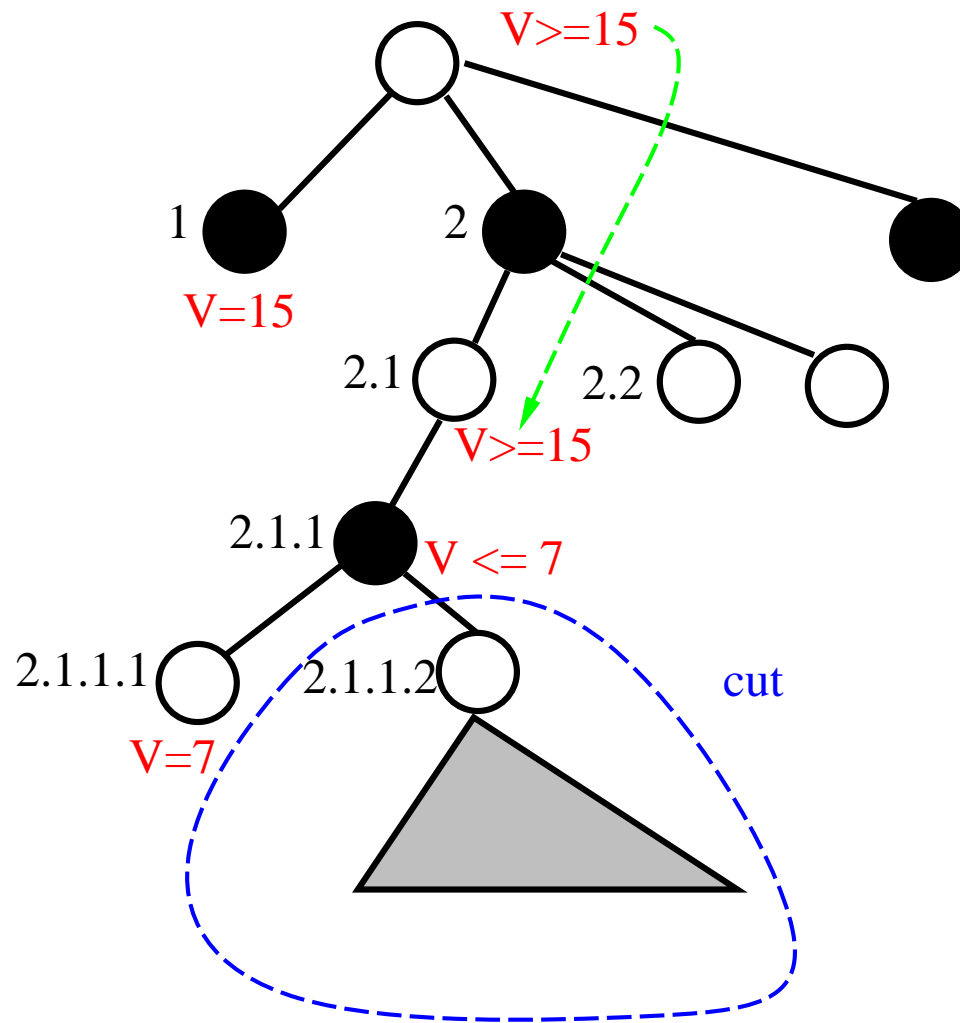
- ▷ For a min node u , the branch of its ancestor (e.g., elder brother of its parent) produces a lower bound V_l .
- ▷ The first branch of u produces an upper bound V_u for v .
- ▷ If $V_l \geq V_u$, then there is no need to evaluate the second branch and all later branches, of u .

■ Deep alpha cut-off:

- ▷ Def: For a node u in a tree and a positive integer g , $\text{Ancestor}(g, u)$ is the direct ancestor of u by tracing the parent's link g times.
- ▷ When the lower bound V_l is produced at and propagated from u 's great grand parent, i.e., $\text{Ancestor}(3, u)$, or any $\text{Ancestor}(2i + 1, u)$, $i \geq 1$.
- ▷ When an upper bound V_u is returned from the a branch of u and $V_l \geq V_u$, then there is no need to evaluate all later branches of u .

■ We can find similar properties for deep beta cut-off.

Illustration — Deep alpha cut-off



Ideas for refinements

- During searching, maintain two values *alpha* and *beta* so that
 - *alpha* is the current lower bound of the possible returned value;
 - *beta* is the current upper bound of the possible returned value.
- If during searching, we know for sure $alpha > beta$, then there is no need to search any more in this branch.
 - The returned value cannot be in this branch.
 - Backtrack until it is the case $alpha \leq beta$.
- The two values *alpha* and *beta* are called the ranges of the **current search window**.
 - These values are dynamic.
 - Initially, *alpha* is $-\infty$ and *beta* is ∞ .

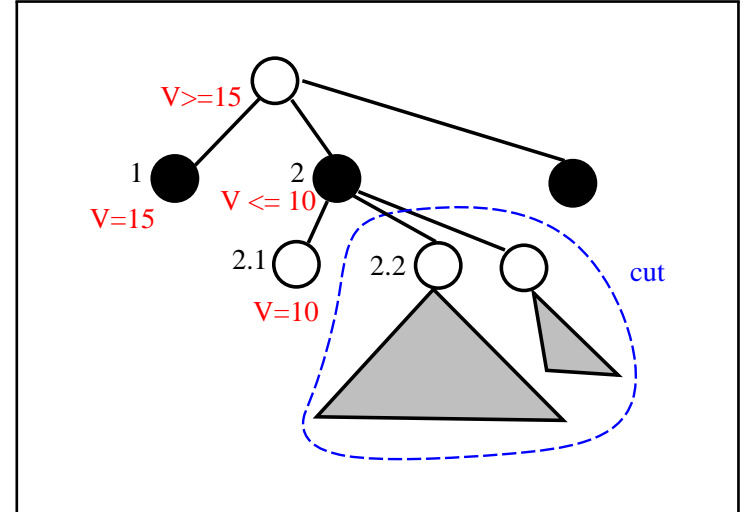
Alpha-beta pruning algorithm: Mini-Max

- **Algorithm $F1'$ (position p , value $alpha$, value $beta$) // max node**
 - determine the successor positions p_1, \dots, p_b
 - if $b = 0$, then return $f(p)$ else begin
 - ▷ $m := alpha$
 - ▷ for $i := 1$ to b do
 - ▷ $t := G1'(p_i, m, beta)$
 - ▷ if $t > m$ then $m := t$
 - ▷ if $m \geq beta$ then return($beta$) // beta cut off
 - end; return m
- **Algorithm $G1'$ (position p , value $alpha$, value $beta$) // min node**
 - determine the successor positions p_1, \dots, p_b
 - if $b = 0$, then return $f(p)$ else begin
 - ▷ $m := beta$
 - ▷ for $i := 1$ to b do
 - ▷ $t := F1'(p_i, alpha, m)$
 - ▷ if $t < m$ then $m := t$
 - ▷ if $m \leq alpha$ then return($alpha$) // alpha cut off
 - end; return m

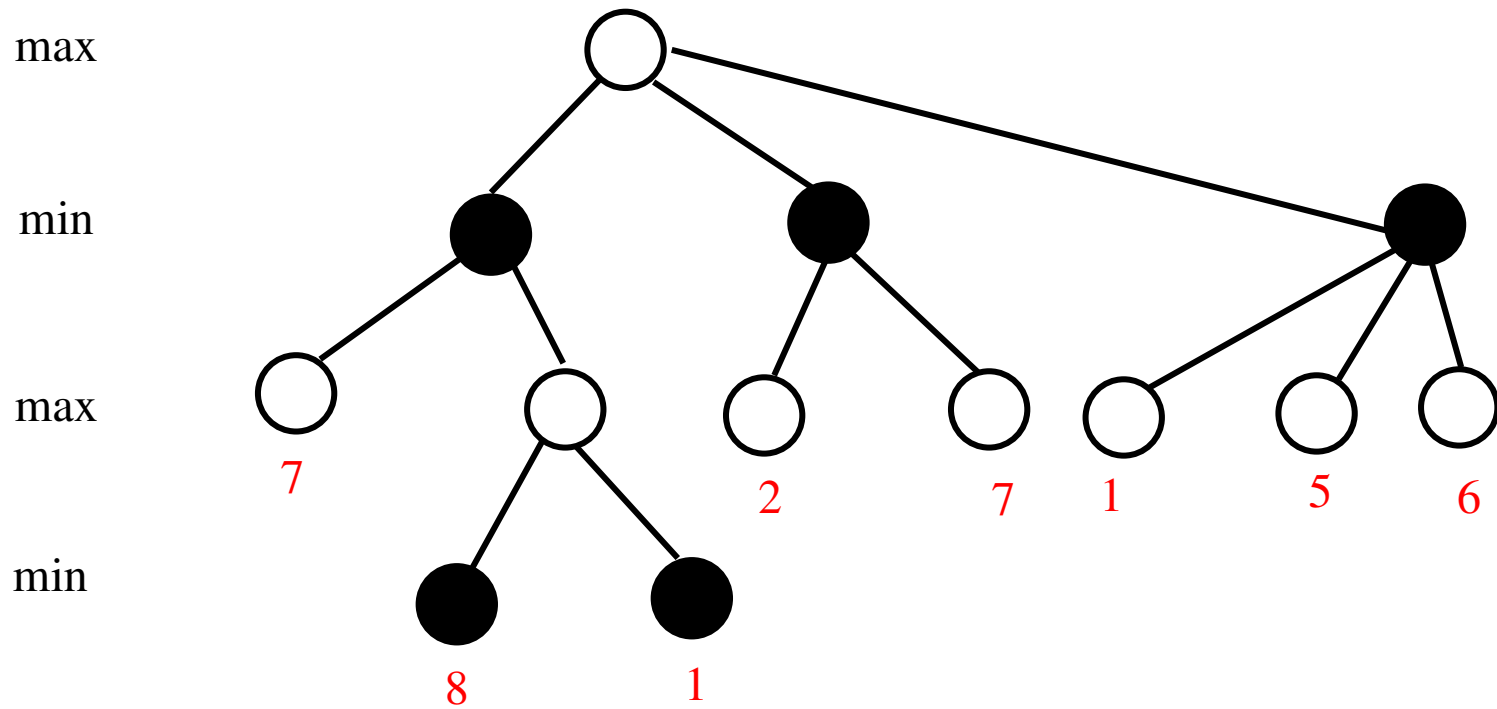
Example

Initial call: $F1'(\text{root}, -\infty, \infty)$

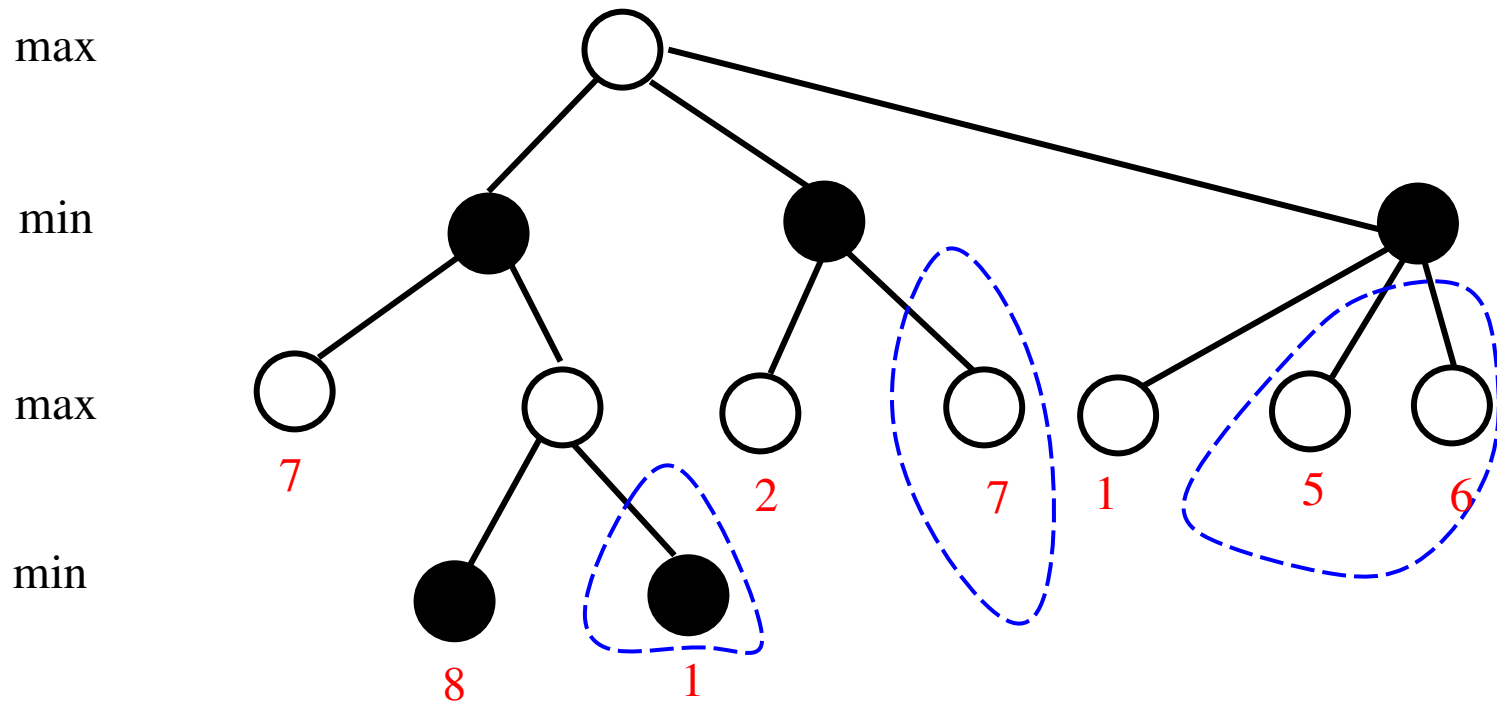
- $m = -\infty$
- **call $G1'(\text{node 1}, -\infty, \infty)$**
 - ▷ *it is a terminal node*
 - ▷ *return value 15*
- $t = 15$;
 - ▷ *since $t > m$, m is now 15*
- **call $G1'(\text{node 2}, 15, \infty)$**
 - ▷ *call $F1'(\text{node 2.1}, 15, \infty)$*
 - ▷ *it is a terminal node; return 10*
 - ▷ $t = 10$; *since $t < \infty$, m is now 10*
 - ▷ *alpha is 15, m is 10, so we have an alpha cut off,*
 - ▷ *no need to call $F1'(\text{node 2.2}, 15, 10)$*
 - ▷ **return 15**
 - ▷ ...



A complete example



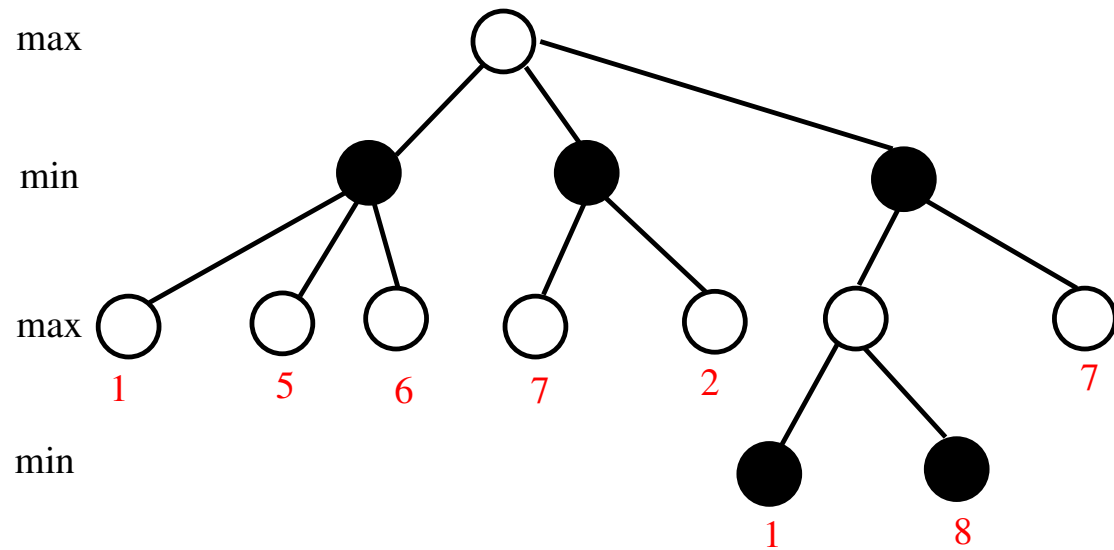
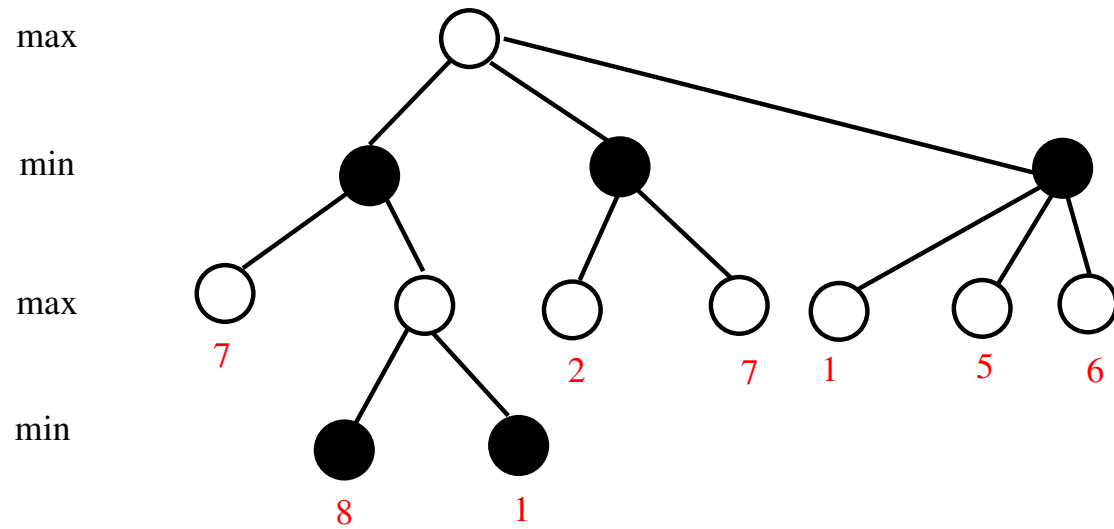
A complete example



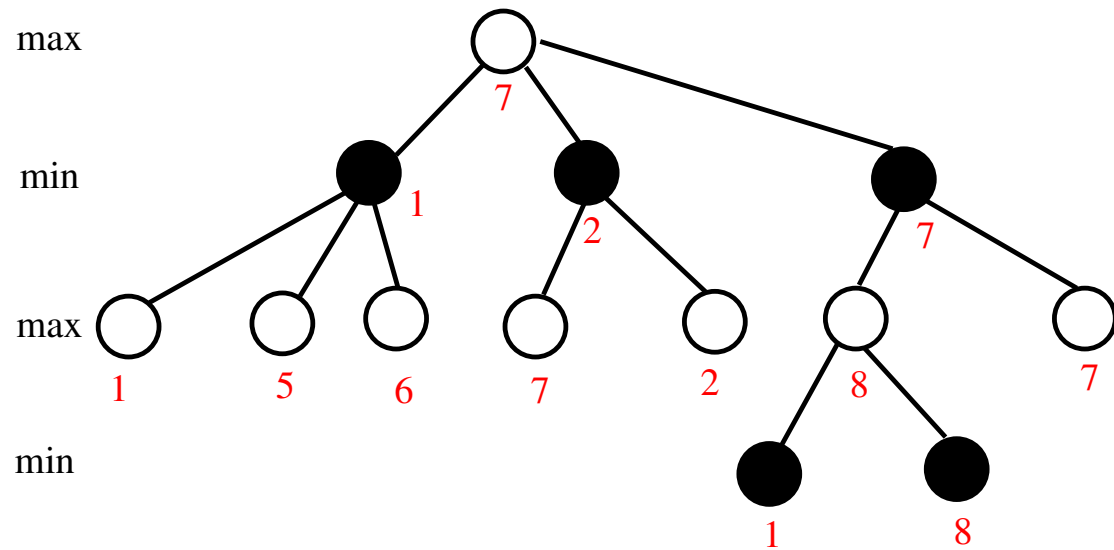
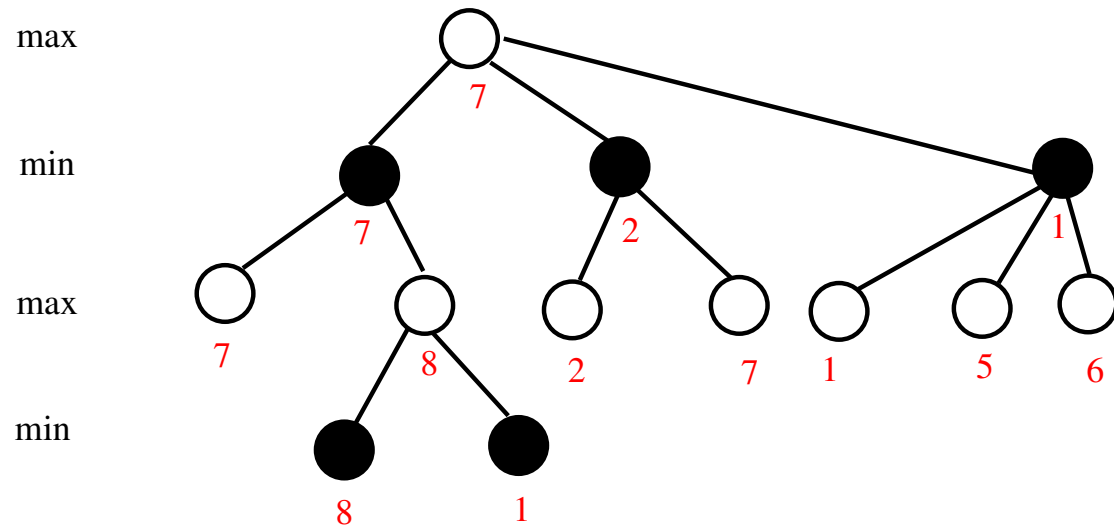
Alpha-beta pruning algorithm: Nega-max

- Algorithm $F1(\text{position } p, \text{value } \alpha, \text{value } \beta, \text{integer } \text{depth})$
 - determine the successor positions p_1, \dots, p_b
 - if $b = 0$ // a terminal node
or $\text{depth} = 0$ // remaining depth to search
or time is running up // from timing control
or some other constraints are met // add knowledge here
 - then return $h(p)$ else
 - begin
 - ▷ $m := \alpha$
 - ▷ for $i := 1$ to b do
 - ▷ begin
 - ▷ $t := -F1(p_i, -\beta, -m, \text{depth} - 1)$
 - ▷ if $t > m$ then $m := t$
 - ▷ if $m \geq \beta$ then return(β) // cut off
 - ▷ end
 - end
 - return m

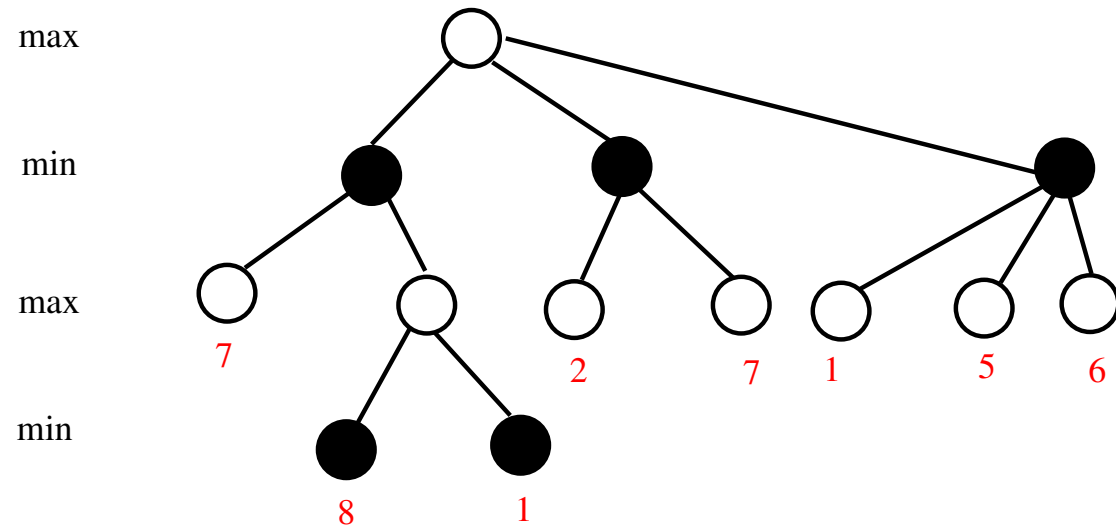
Examples (1/4)



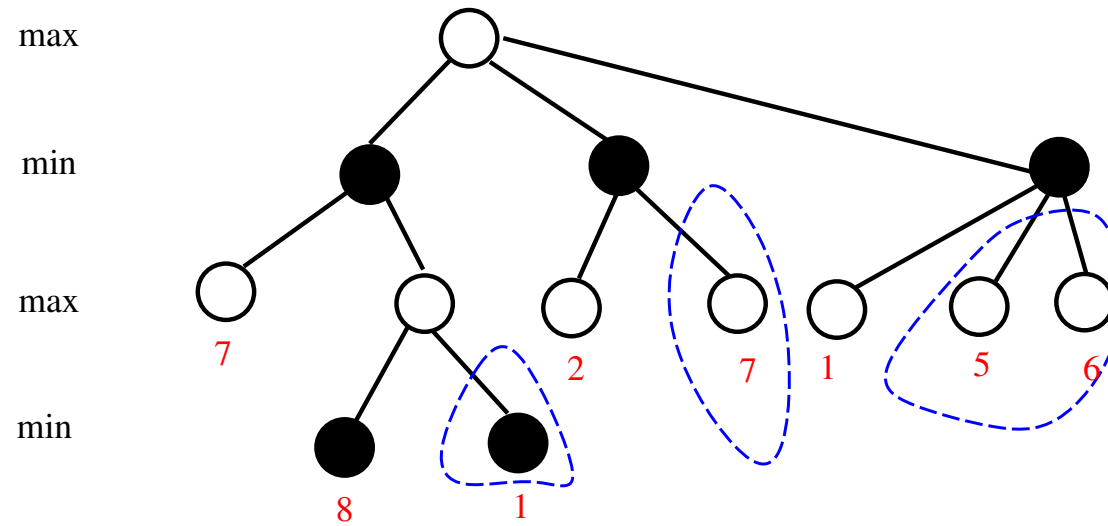
Examples (2/4)



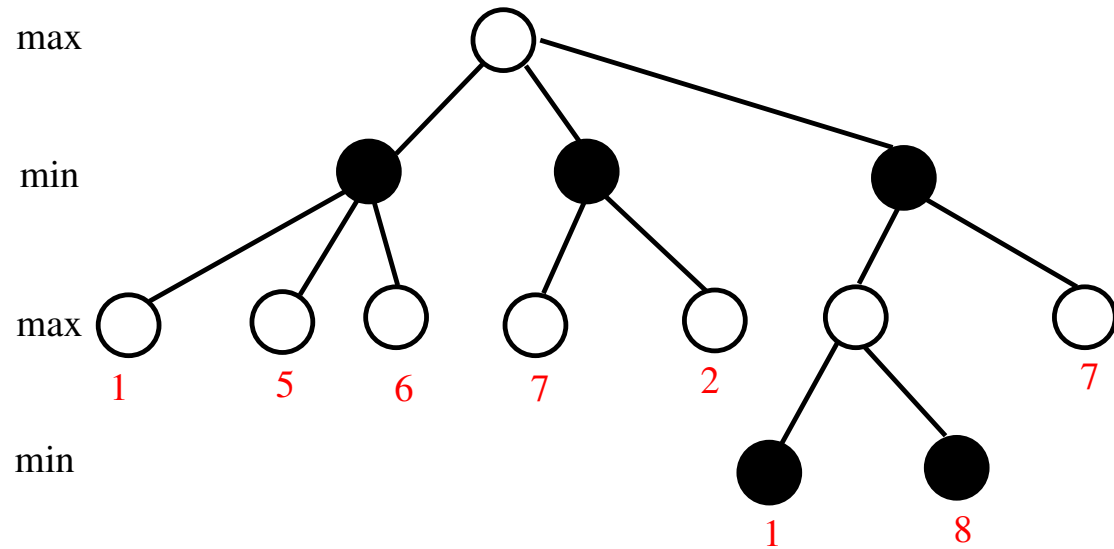
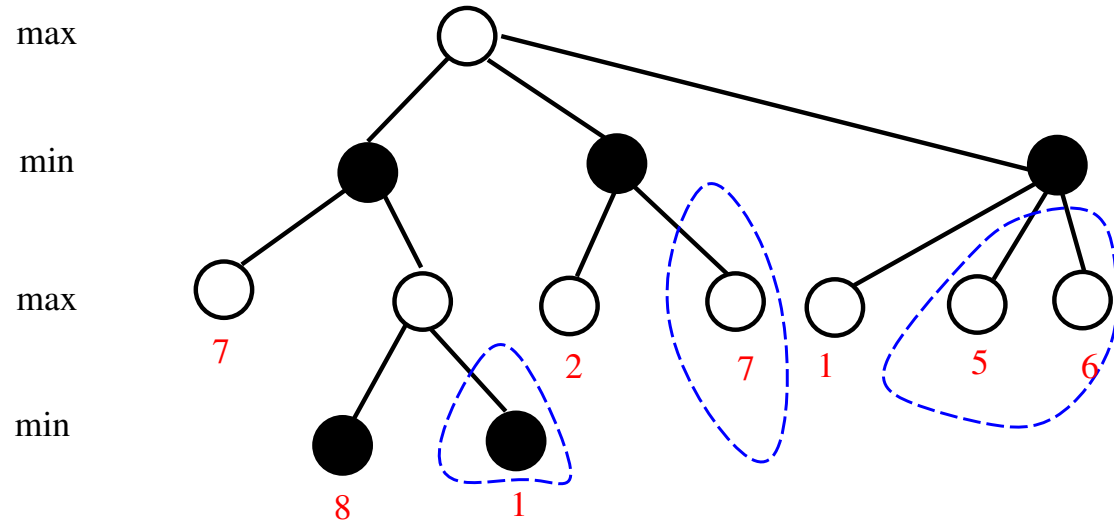
Examples (3/4)



Examples (3/4)



Examples (4/4)



Lessons from the previous examples

- It looks like for the same tree, different move orderings give very different cut branches.
- It looks like if a node can evaluate a child with the best possible outcome earlier, then it has a chance to cut earlier.
 - For a min node, this means to search the child branch that gives the lowest value first.
 - For a max node, this means to search the child branch that gives the highest value first.
- Comments:
 - It is impossible to always know which best branch is, or we do not have to do a brute-force search.
 - Q: In the best case scenario, how many nodes can be cut?

Analysis of a possible best case

■ Definitions:

- A path in a search tree is a sequence of numbers indicating the branches selected in each level using the Dewey decimal system.
- A position is denoted as a path $a_1.a_2.\dots.a_\ell$ from the root.
- A position $a_1.a_2.\dots.a_\ell$ is **critical** if
 - ▷ $a_i = 1$ for all even values of i or
 - ▷ $a_i = 1$ for all odd values of i .
- Note: as a special case, the root is critical.
- Examples:
 - ▷ *2.1.4.1.2, 1.3.1.5.1.2, 1.1.1.2.1.1.1.3 and 1.1 are critical*
 - ▷ *1.2.1.1.2 is not critical*

Perfect-ordering tree

- **A perfect-ordering tree:**

$$F(a_1 \cdots a_\ell) = \begin{cases} h(a_1 \cdots a_\ell) & \text{if } a_1 \cdots a_\ell \text{ is a terminal} \\ -F(a_1 \cdots a_\ell.1) & \text{otherwise} \end{cases}$$

- **The first successor of every non-terminal position gives the best possible value.**

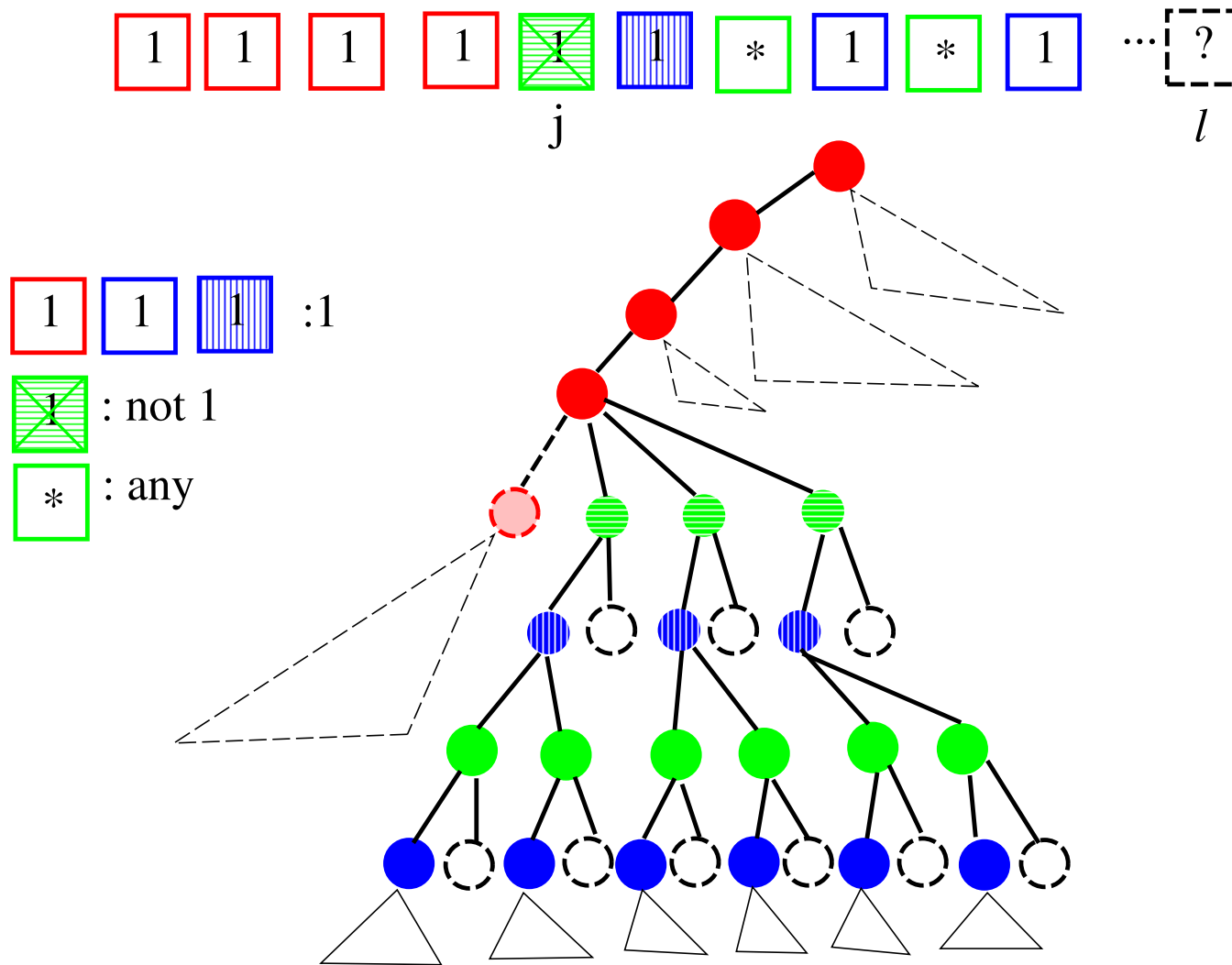
Theorem 1

- Theorem 1: F_2 examines precisely the critical positions of a perfect-ordering tree.
- Proof sketch:
 - Classify the critical positions, a.k.a. nodes, into different types.
 - ▷ *You must evaluate the first branch from the root to the bottom.*
 - ▷ *Alpha cut off happens at odd-depth nodes as soon as the first branch of this node is evaluated.*
 - ▷ *Beta cut off happens at even-depth nodes as soon as the first branch of this node is evaluated.*
 - For nodes of the same type, associate them with pruning of same characteristics occurred.

Types of nodes

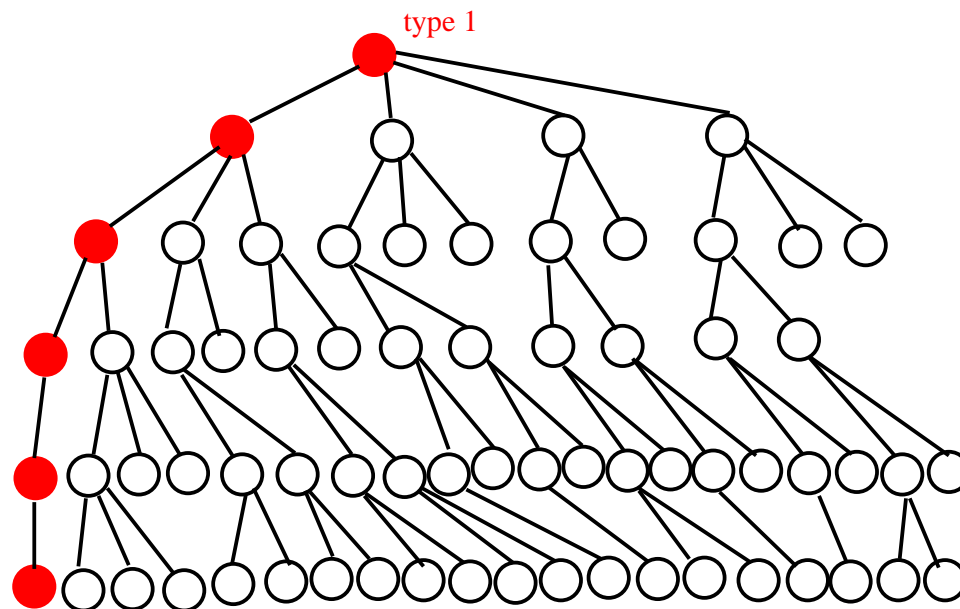
- **Classification of critical positions** $a_1.a_2.\dots.a_j.\dots.a_\ell$ where j is the least index, if exists, such that $a_j \neq 1$ and ℓ is the last index.
 - j will be the anchor in the analysis.
 - **Def:** let $IS1(a_i)$ be a boolean function so that it is 0 if it is not the value 1 and it is 1 if it is.
 - ▷ *We call this IS1 parity of a number.*
 - **If j exists and $\ell > j$, then**
 - ▷ *$a_{j+1} = 1$ because this position is critical and thus the IS1 parities of a_j and a_{j+1} are different.*
 - **Since this position is critical, if $a_j \neq 1$, then $a_h = 1$ for any h such that $h - j$ is odd.**
- **We now classify critical nodes into 3 types.**
 - **Nodes of the same type share some common properties.**

Illustration — critical nodes



Type 1 nodes

- type 1: the root, or a node with all the a_i are 1;
 - This means j does not exist.
 - Nodes on the leftmost branch.
 - The leftmost child of a type 1 node except the root.



Type 2 nodes

- **Classification of critical positions** $a_1.a_2.\dots.a_j.\dots.a_\ell$ where j is the least index such that $a_j \neq 1$ and ℓ is the last index.
- **type 2: $\ell - j$ is zero or even;**
 - **type 2.1: $\ell - j = 0$.**
 - ▷ *It is in the form of $\underline{1.1.1.\dots.1.1.1}.a_\ell$ and $a_\ell \neq 1$.*
 - ▷ *The non-leftmost children of a type 1 node.*
 - **type 2.2: $\ell - j > 0$ and is even.**
 - ▷ *It is in the form of $\underline{1.1.\dots.1.1.a_j.1.a_{j+2}.\dots.a_{\ell-2}.1.a_\ell}$.*
 - ▷ *Note, we will show $1.1.\dots.1.1.a_j.1.a_{j+2}.\dots.a_{\ell-2}.1$ is a type 3 node later.*
 - ▷ *All of the children of a type 3 node.*

Type 3 nodes

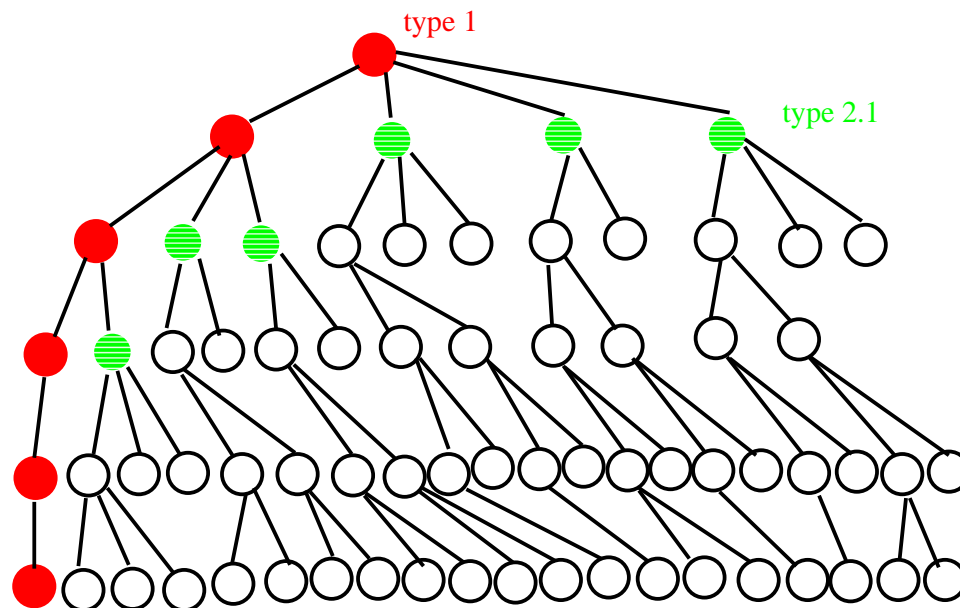
- **Classification of critical positions** $a_1.a_2.\dots.a_j.\dots.a_\ell$ where j is the least index such that $a_j \neq 1$ and ℓ is the last index.
- **type 3: $\ell - j$ is odd;**
 - $a_j \neq 1$ and $\ell - j$ is odd
 - ▷ *Since this position is critical, the IS1 parities of a_j and a_ℓ are different.*
 - $\implies a_\ell = 1$
 - $\implies a_{j+1} = 1$
 - **It is in the form of**
 - ▷ $1.1.\dots.1.a_j.1.a_{j+2}.1.\dots.1.a_{\ell-1}.1.$
 - **The leftmost child of a **type 2 node**.**
 - **type 3.1: $\ell - j = 1$.**
 - ▷ *It is of the form $1.1.\dots.1.a_j.1$*
 - ▷ *The leftmost child of a **type 2.1 node**.*
 - **type 3.2: $\ell - j > 1$.**
 - ▷ *It is of the form $1.1.\dots.1.a_j.1.a_{j+2}.1.\dots.1.a_{\ell-1}.1$*
 - ▷ *The leftmost child of a **type 2.2 node**.*

Comments

- Nodes of the same type have common properties.
- These properties can be used in solving other problems.
 - Example: Efficient parallelization of alpha-beta based searching algorithms.
- Main techniques used:
 - You cannot have two consecutive non-1 numbers in the ID of a critical node.
 - For each non-1 number, any number appeared later and is odd distance away must be 1.

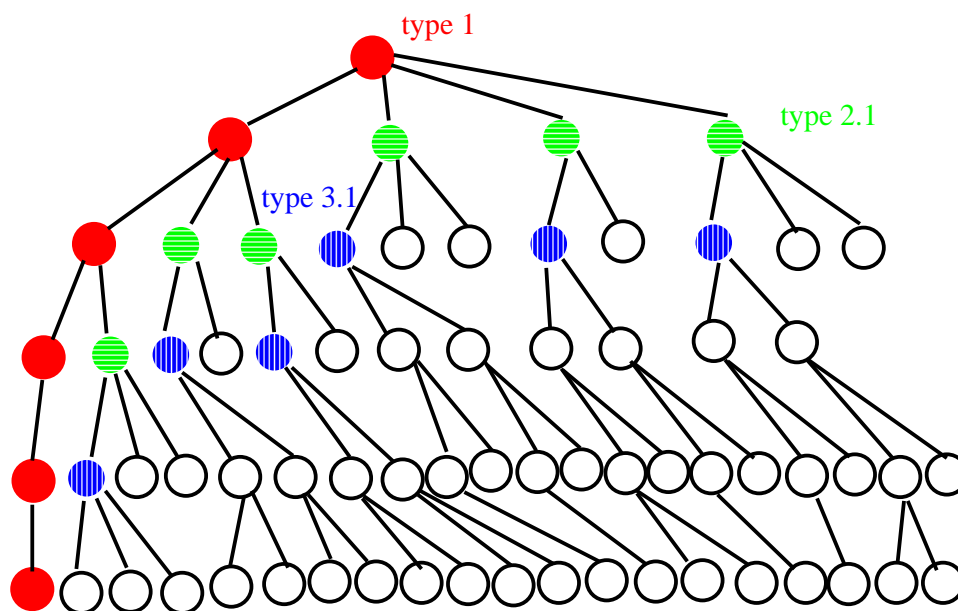
Type 2.1 nodes

- Classification of critical positions $a_1.a_2.\dots.a_j.\dots.a_\ell$ where j is the least index such that $a_j \neq 1$ and ℓ is the last index.
- type 2: $\ell - j$ is zero or even;
 - type 2.1: $\ell - j = 0$.
 - ▷ Then $\ell = j$.
 - ▷ It is in the form of 1.1.1.1.1.1. a_ℓ and $a_\ell \neq 1$.
 - ▷ The non-leftmost children of a type 1 node.



Type 3.1 nodes

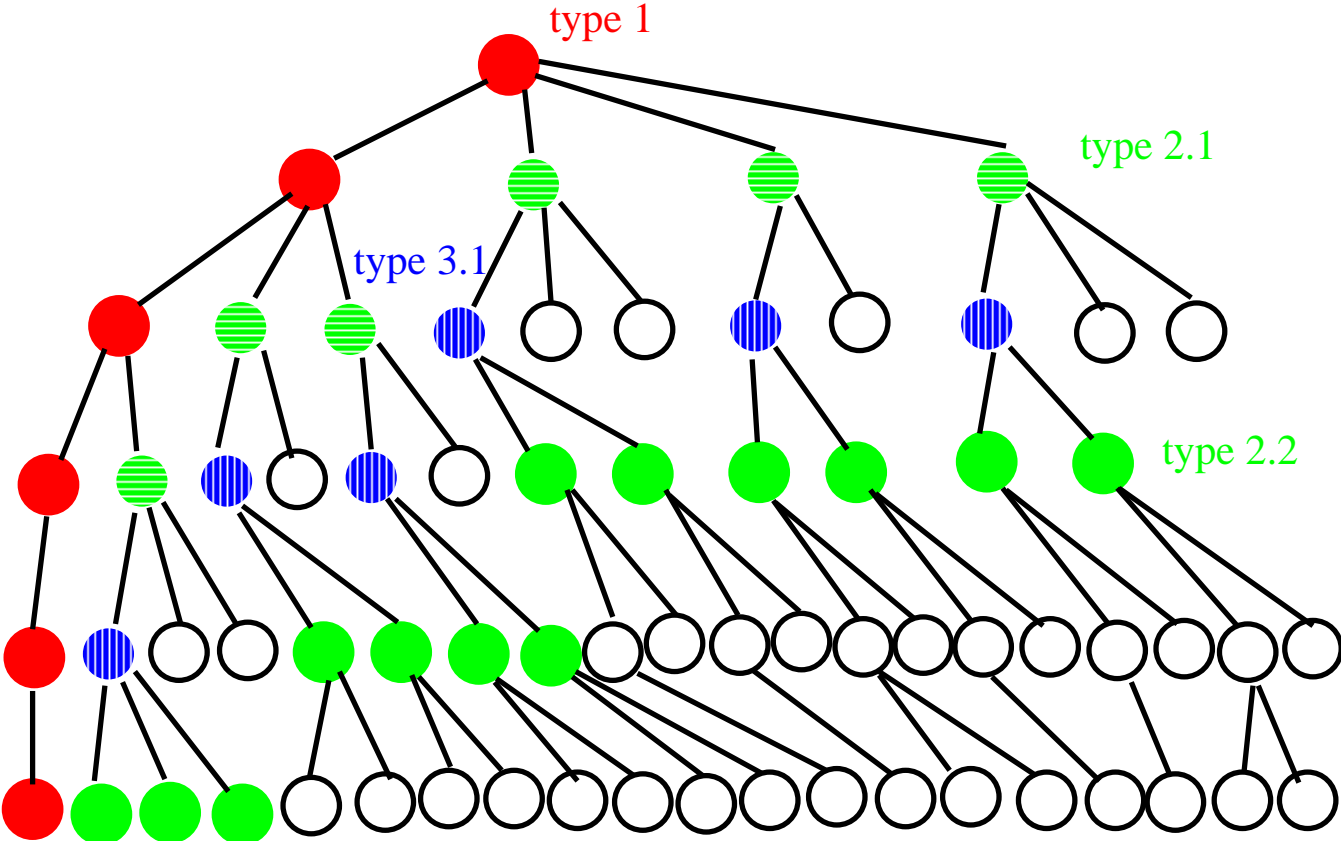
- Classification of critical positions $a_1.a_2.\dots.a_j.\dots.a_\ell$ where j is the least index such that $a_j \neq 1$ and ℓ is the last index.
- type 3: $\ell - j$ is odd;
 - type 3.1: $\ell - j = 1$.
 - ▷ It is of the form 1.1.⋯.1.a_j.1 and $a_\ell \neq 1$.
 - ▷ The leftmost child of a type 2.1 node.



Type 2.2 nodes

- **Classification of critical positions** $a_1.a_2.\dots.a_j.\dots.a_\ell$ where j is the least index such that $a_j \neq 1$ and ℓ is the last index.
- **type 2:** $\ell - j$ is zero or even;
 - **type 2.2:** $\ell - j > 0$ and is even.
 - ▷ *The IS1 parties of a_j and a_{j+1} are different.*
 \implies *Since $a_j \neq 1$, $a_{j+1} = 1$.*
 - ▷ *$(\ell - 1) - j$ is odd:*
 \implies *The IS1 parties of $a_{\ell-1}$ and a_j are different.*
 \implies *Since $a_j \neq 1$, $a_{\ell-1} = 1$.*
 - ▷ *It is in the form of $\underline{1.1.\dots.1.1.a_j.1.a_{j+2}.\dots.a_{\ell-2}.1.a_\ell}$.*
 - ▷ *Note, we will show $1.1.\dots.1.1.a_j.1.a_{j+2}.\dots.a_{\ell-2}.1$ is a type 3 node later.*
 - ▷ *All of the children of a type 3 node.*

Illustration: Type 2.2 nodes



Type 3.2 nodes

- **Classification of critical positions** $a_1.a_2.\dots.a_j.\dots.a_\ell$ where j is the least index such that $a_j \neq 1$ and ℓ is the last index.
- **type 3: $\ell - j$ is odd;**
 - **type 3.2: $\ell - j > 1$.**
 - ▷ *It is of the form $1.1.\dots.1.a_j.1.a_{j+2}.1.\dots.1.a_{\ell-1}.1$*
 - ▷ *The leftmost child of a type 2.2 node.*

Illustration: Type 3.2 nodes

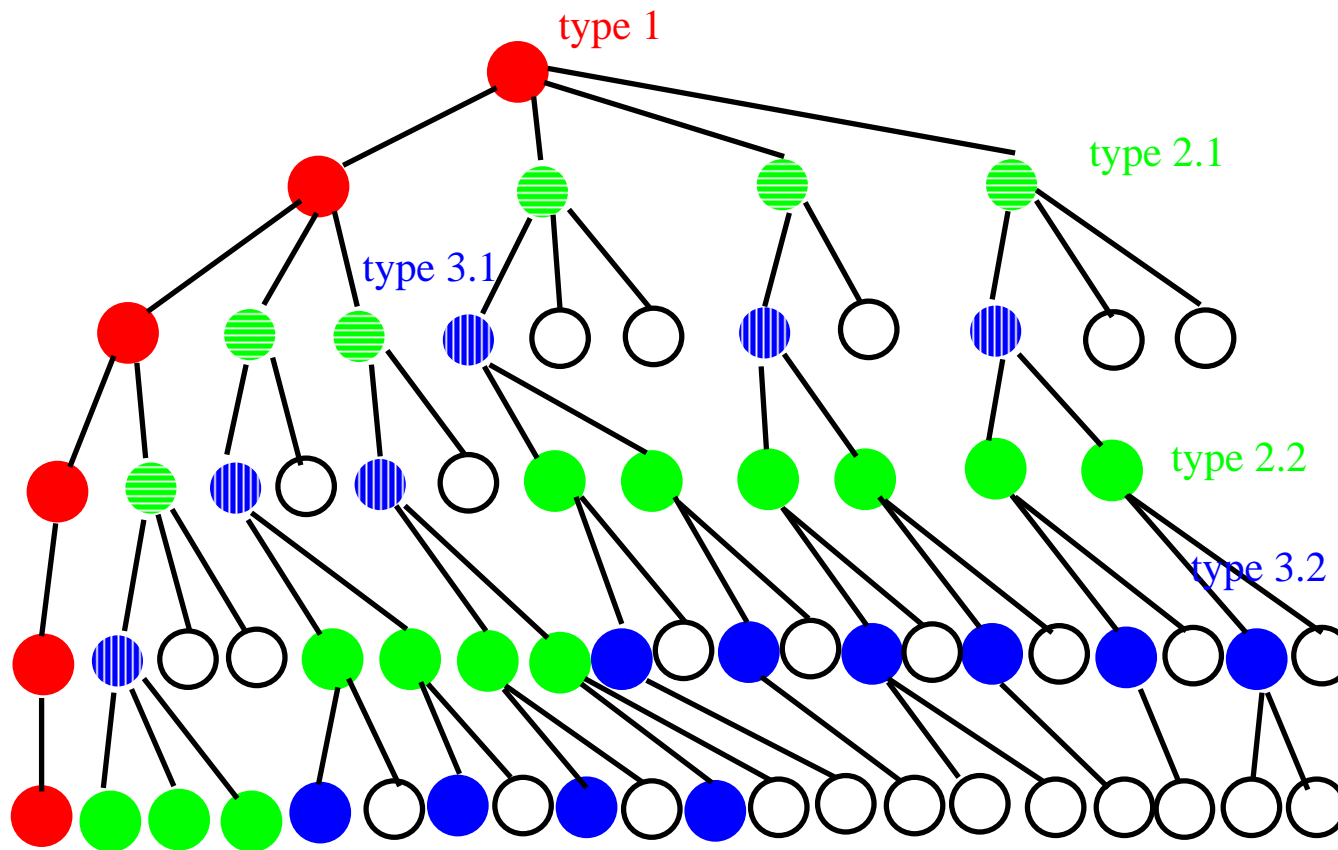


Illustration of all nodes

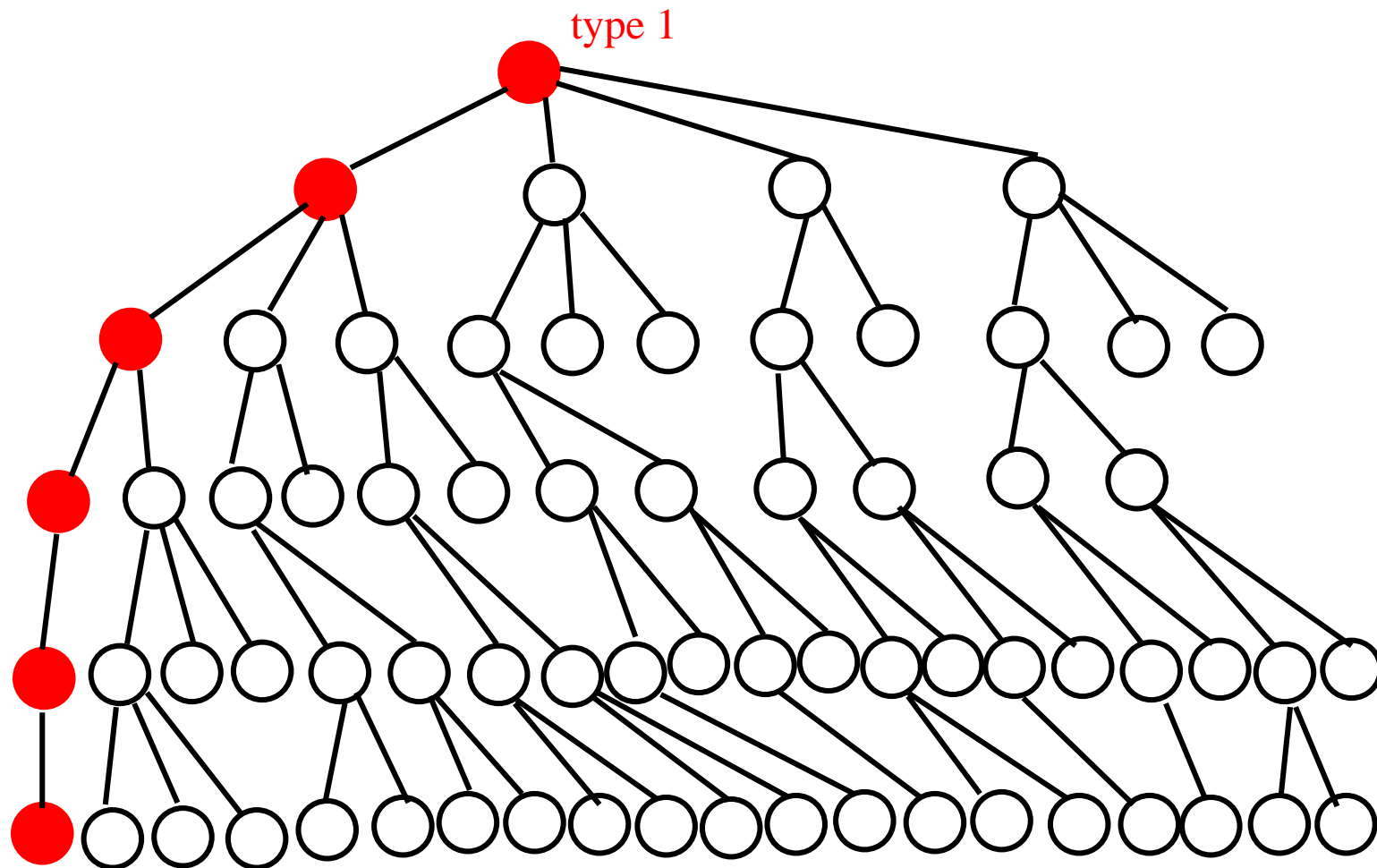


Illustration of all nodes

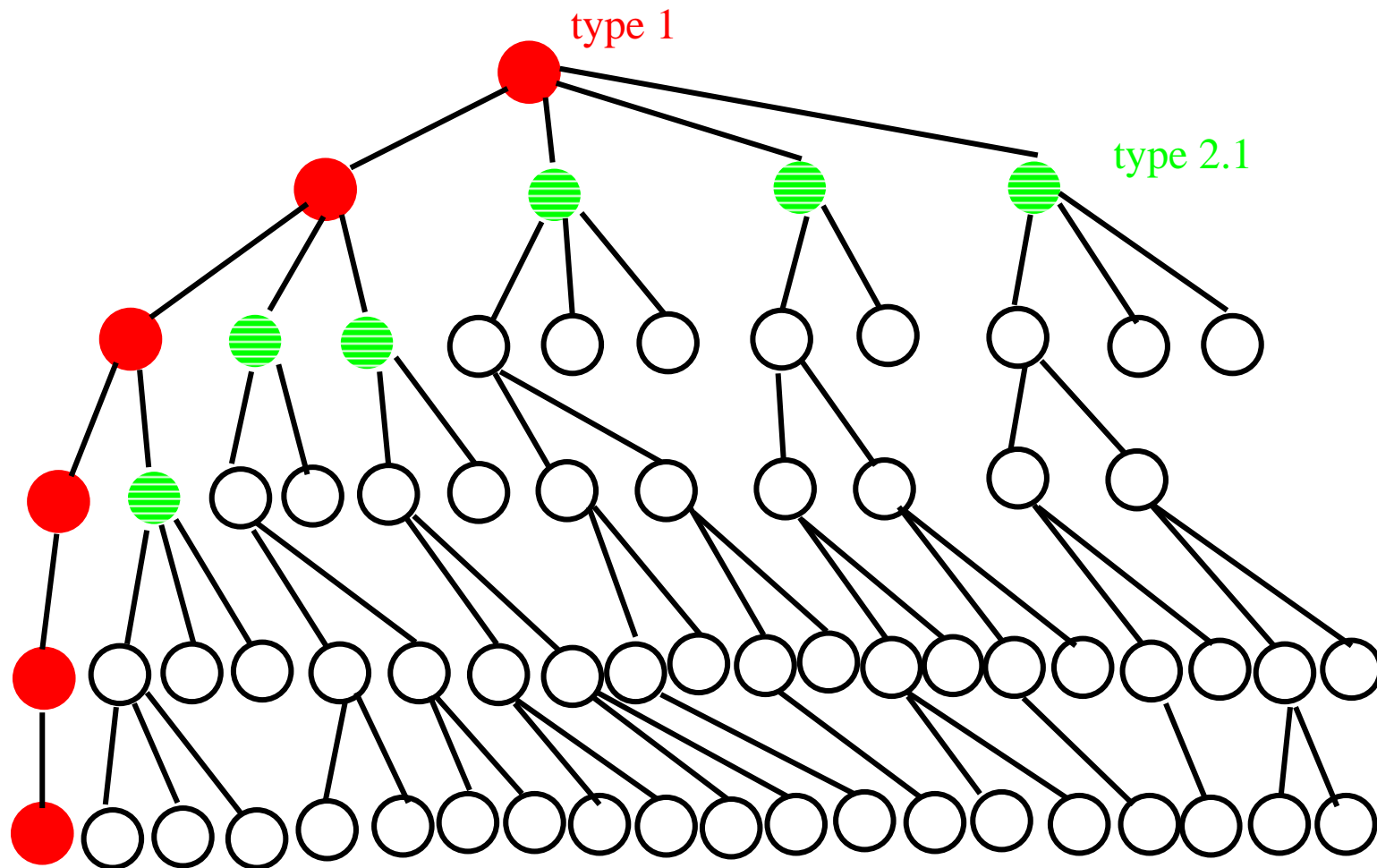


Illustration of all nodes

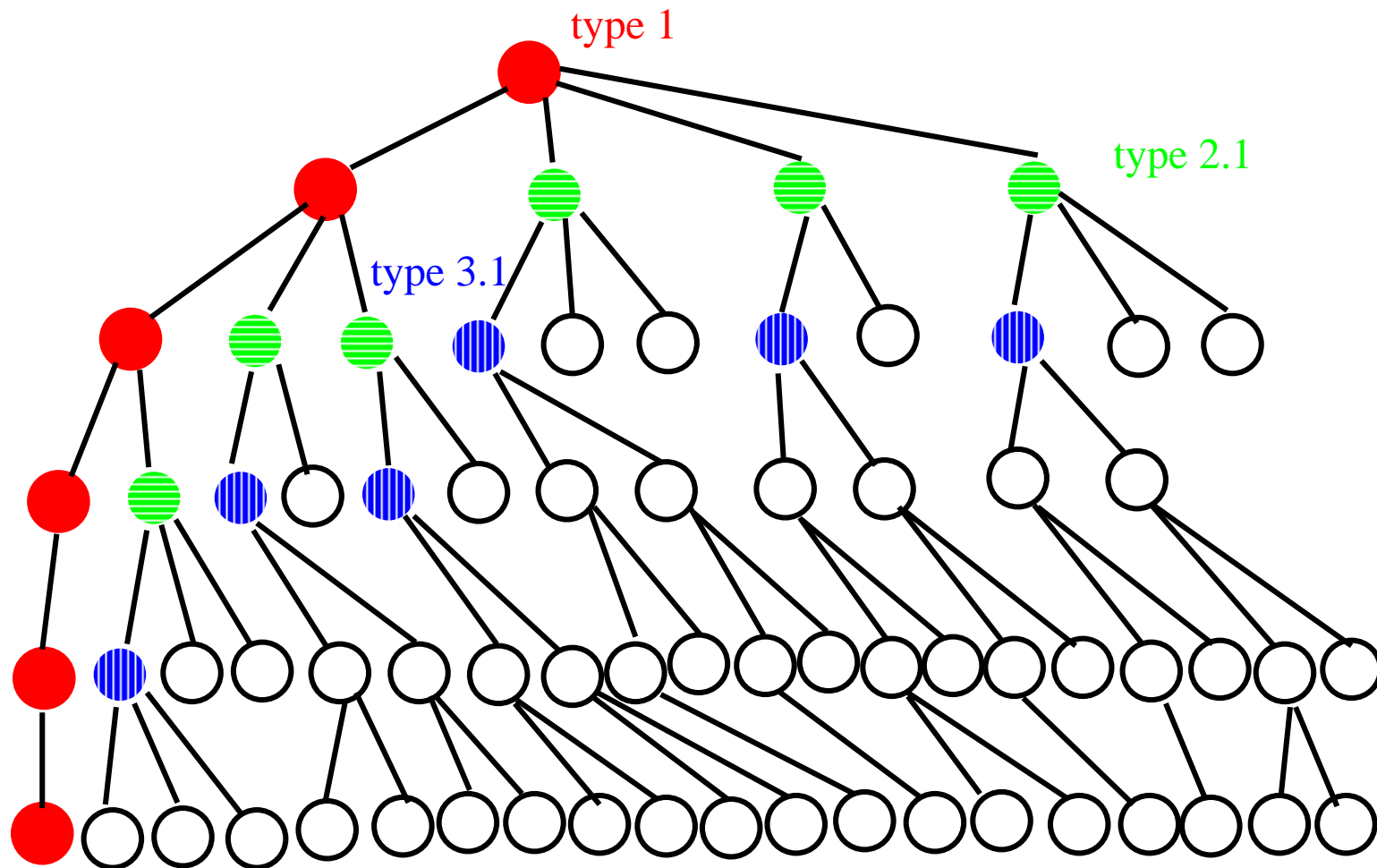


Illustration of all nodes

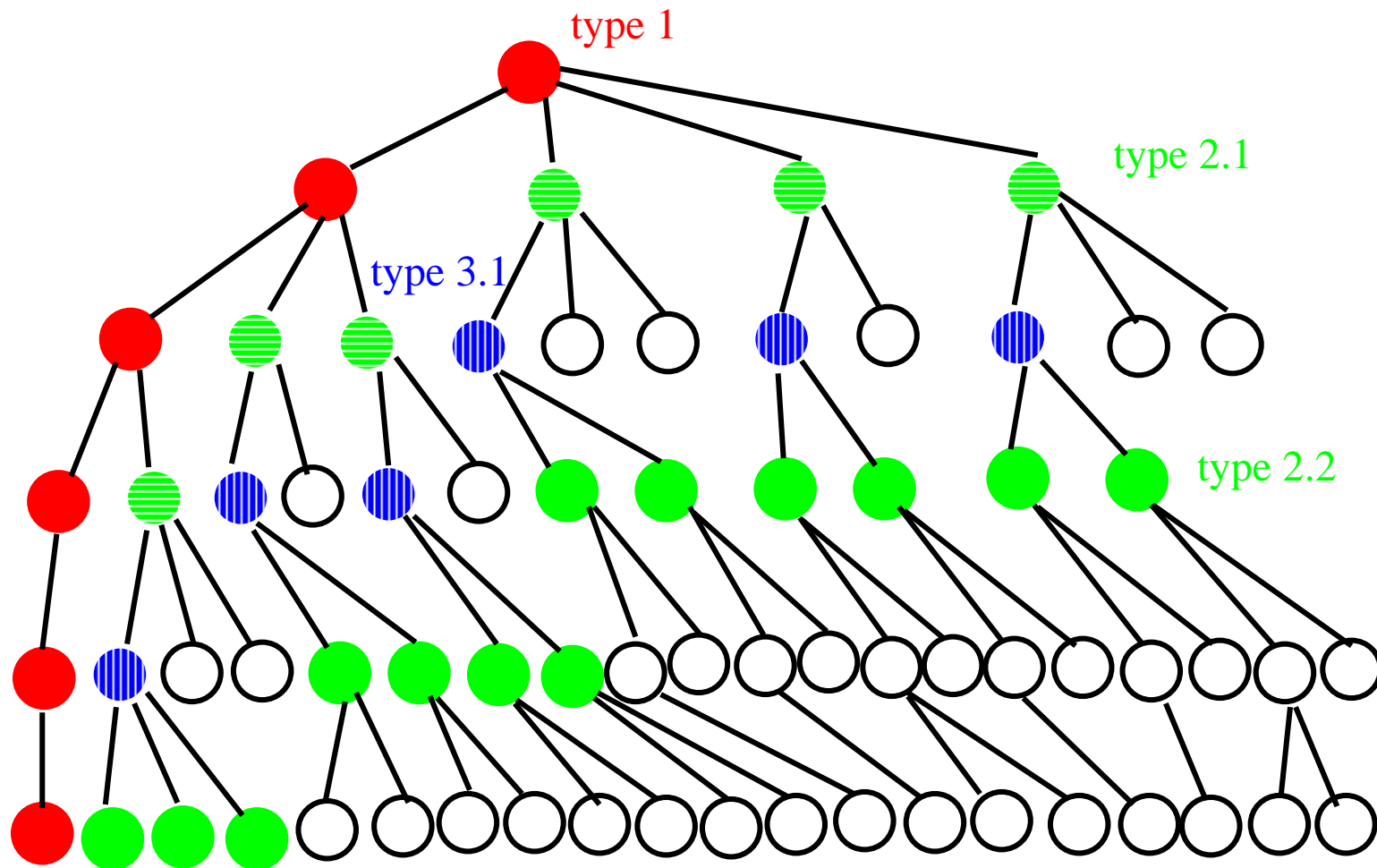


Illustration of all nodes

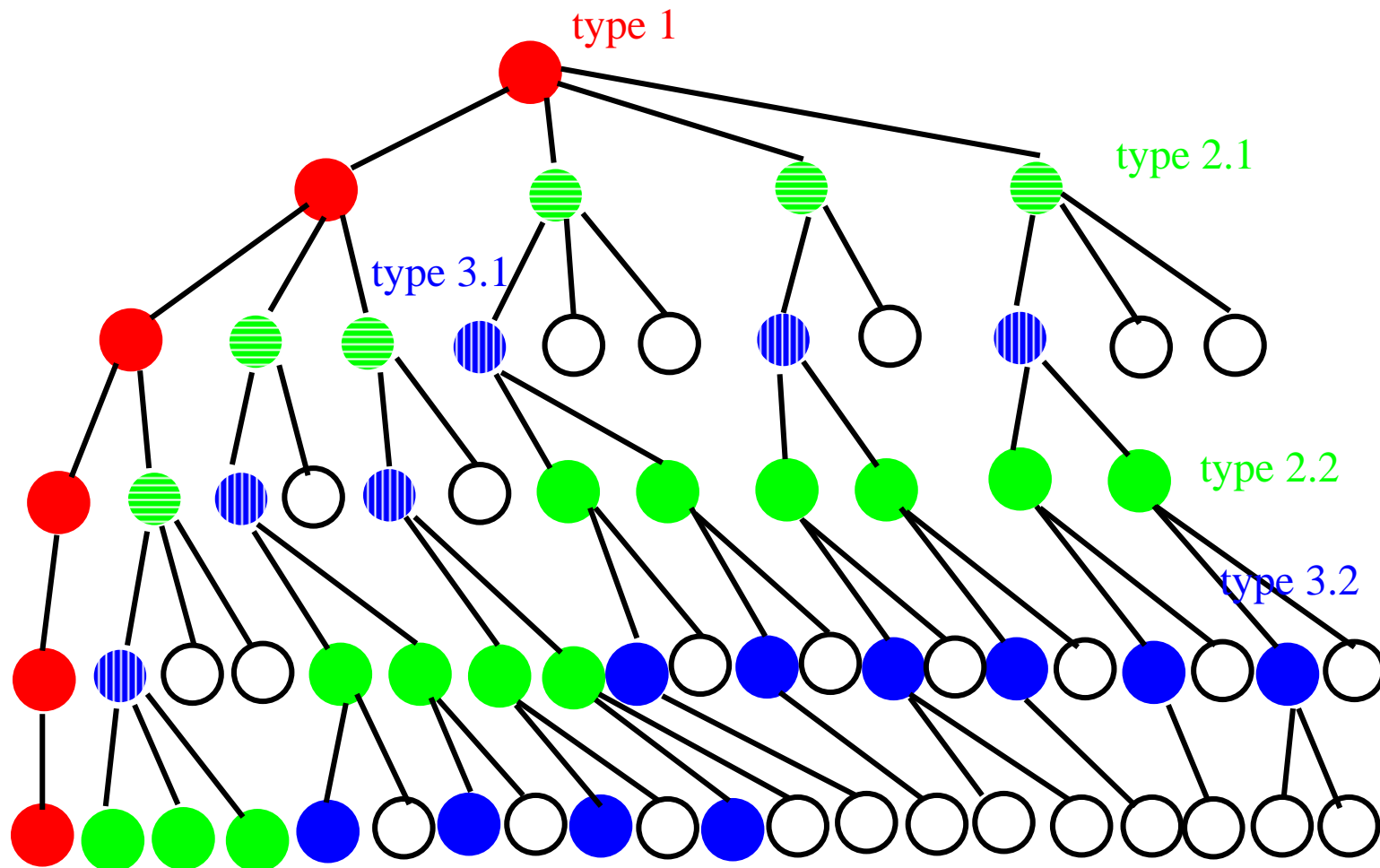
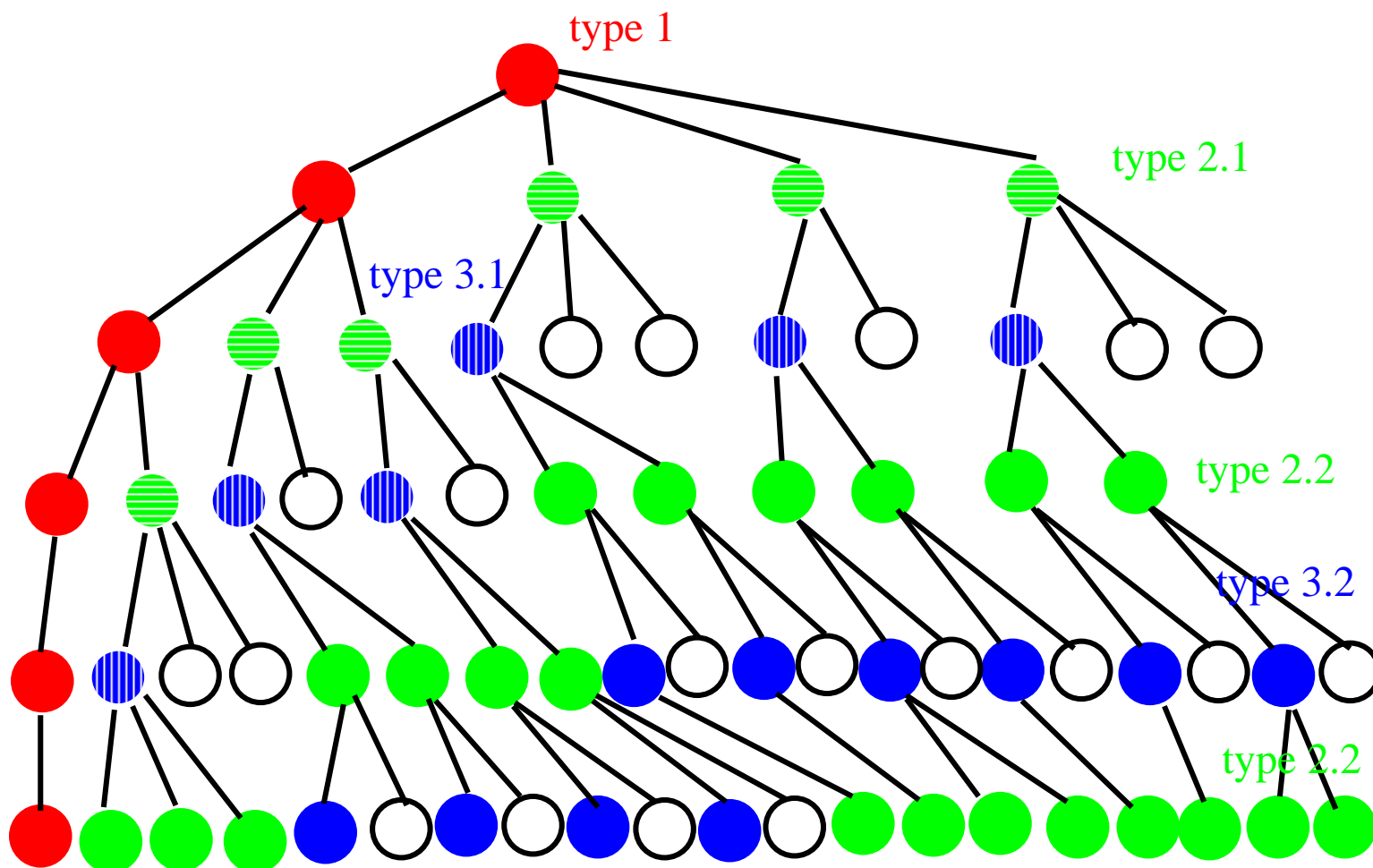


Illustration of all nodes



Theorem 1: Proof sketch

■ Properties (invariants)

- **A type 1 position p is examined by calling $F1(p, -\infty, \infty, depth)$**
 - ▷ p 's first successor p_1 is of type 1
 - ▷ $F(p) = -F(p_1) \neq \pm\infty$
 - ▷ p 's other successors p_2, \dots, p_b are of type 2
 - ▷ $p_i, i > 1$, are examined by calling $F1(p_i, -\infty, F(p_1), depth)$
- **A type 2 position p is examined by calling $F1(p, -\infty, beta, depth)$ where $-\infty < beta \leq F(p)$**
 - ▷ p 's first successor p_1 is of type 3
 - ▷ $F(p) = -F(p_1)$
 - ▷ p 's other successors p_2, \dots, p_b are not examined
- **A type 3 position p is examined by calling $F1(p, alpha, \infty, depth)$ where $\infty > alpha \geq F(p)$**
 - ▷ p 's successors p_1, \dots, p_b are of type 2
 - ▷ they are examined by calling $F1(p_1, -\infty, -alpha, depth)$,
 $F1(p_2, -\infty, -\max\{m_1, alpha\}, depth), \dots,$
 $F1(p_i, -\infty, -\max\{m_{i-1}, alpha\}, depth)$
where $m_i = F1(p_i, -\infty, -\max\{m_{i-1}, alpha\}, depth)$

■ Using an inductive argument to prove.

Analysis: best case

- **Corollary 1: Assume each position has exactly b successors**
 - The number of positions examined by the alpha-beta procedure on level i is exactly

$$b^{\lceil i/2 \rceil} + b^{\lfloor i/2 \rfloor} - 1.$$

- **Proof:**

- There are $b^{\lfloor i/2 \rfloor}$ sequences of the form $a_1 \cdots a_i$ with $1 \leq a_i \leq b$ for all i such that $a_i = 1$ for all odd values of i .
- There are $b^{\lceil i/2 \rceil}$ sequences of the form $a_1 \cdots a_i$ with $1 \leq a_i \leq b$ for all i such that $a_i = 1$ for all even values of i .
- We subtract 1 for the sequence $1.1 \cdots 1.1$ which are counted twice.

- **Total number of nodes visited is**

$$\sum_{i=0}^{\ell} b^{\lceil i/2 \rceil} + b^{\lfloor i/2 \rfloor} - 1.$$

Analysis: average case

- **Assumptions:** Let a random game tree be generated in such a way that each position on level j
 - has a probability q_j of being nonterminal and
 - has an average of b_j successors.
- **Properties of the above random game tree**
 - Expected number of positions on level ℓ is $b_0 \cdot b_1 \cdots b_{\ell-1}$
 - Expected number of positions on level ℓ examined by an alpha-beta procedure assumed the random game tree is perfectly ordered is

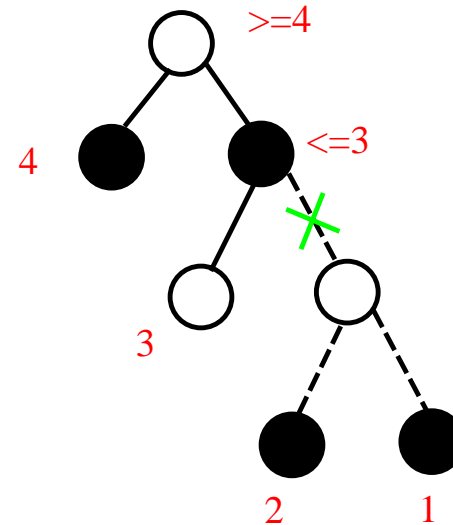
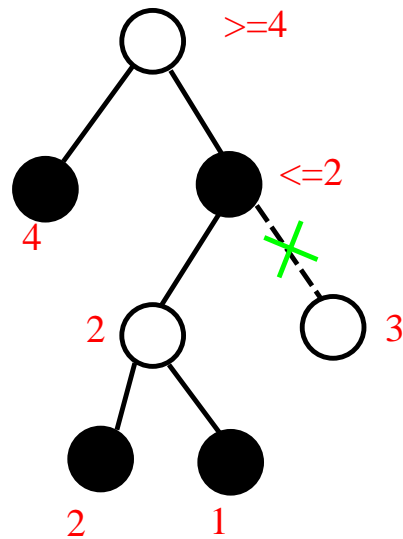
$$b_0 q_1 b_2 q_3 \cdots b_{\ell-2} q_{\ell-1} + q_0 b_1 q_2 b_3 \cdots q_{\ell-2} b_{\ell-1} - q_0 q_1 \cdots q_{\ell-1} \text{ if } \ell \text{ is even;}$$

$$b_0 q_1 b_2 q_3 \cdots q_{\ell-2} b_{\ell-1} + q_0 b_1 q_2 b_3 \cdots b_{\ell-2} q_{\ell-1} - q_0 q_1 \cdots q_{\ell-1} \text{ if } \ell \text{ is odd}$$

- **Proof sketch:**
 - If x is the expected number of positions of a certain type on level j , then $x \times b_j$ is the expected number of successors of these positions, and $x \times q_j$ is the expected number of “numbered 1” successors.
 - The above numbers equal to those of Corollary 1 when $q_j = 1$ and $b_j = b$ for $0 \leq j < \ell$.

Perfect ordering is not always the best

- Intuitively, we may “think” alpha-beta pruning would be most effective when a game tree is perfectly ordered.
 - That is, when the first successor of every position is the best possible move.
 - **This is not always the case!**



- Truly optimum order of game trees traversal is not obvious.

When is a branch pruned?

- Assume a node r has two children u and v with u being visited before v using some move ordering.
 - Further assume u produced a new bound $bound$.
- Assume node v has a child w .
 - If the value new returned from w can cause a range conflict with $bound$, then branches of v later than w are cut.
- This means as long as the “relative” ordering of u and v are good enough, then we can have some cut-off.
 - There is no need for r to have the best move ordering.

Theorem 2

- **Theorem 2: Alpha-beta pruning is optimum in the following sense:**
 - Given any game tree and any algorithm which computes the value of the root position, there is a way to permute the tree
 - ▷ *by reordering successor positions if necessary;*
 - so that every terminal position examined by the alpha-beta method under this permutation is examined by the given algorithm.
 - Furthermore if the value of the root is not ∞ or $-\infty$, the alpha-beta procedure examines precisely the positions which are critical under this permutation.

Variations of alpha-beta search

- Initially, to search a tree with the root r by calling $F1(r, -\infty, +\infty, depth)$.
 - What does it mean to search a tree with the root r by calling $F1(r, alpha, beta, depth)$?
 - ▷ To search the tree rooted at r requiring that the returned value to be within $alpha$ and $beta$.
- In an alpha-beta search with a pre-assigned window $[alpha, beta]$:
 - **Failed-high** means it returns a value that is larger than or equal to its upper bound $beta$.
 - **Failed-low** means it returns a value that is smaller than or equal to its lower bound $alpha$.
- Variations:
 - **Brute force Nega-Max** version: F
 - ▷ Always finds the correct answer according to the Nega-Max formula.
 - **Original alpha-beta cut (Nega-Max)** version: $F1$
 - **Fail hard alpha-beta cut (Nega-Max)** version: $F2$
 - **Fail soft alpha-beta cut (Nega-Max)** version: $F3$

Original version

- Requiring $alpha \leq beta$
- Algorithm $F1(\text{position } p, \text{value } alpha, \text{value } beta, \text{integer } depth)$
 - determine the successor positions p_1, \dots, p_b
 - if $b = 0$ // a terminal node
or $depth = 0$ // remaining depth to search
or time is running up // from timing control
or some other constraints are met // add knowledge here
 - then return $h(p)$ else
 - begin
 - ▷ $m := alpha$ // hard initial value
 - ▷ for $i := 1$ to b do
 - ▷ begin
 - ▷ $t := -F1(p_i, -beta, -m, depth - 1)$
 - ▷ if $t > m$ then $m := t$ // the returned value is “used”
 - ▷ if $m \geq beta$ then $return(beta)$ // cut off and return the hard bound
 - ▷ end
 - end
 - return m // if nothing over alpha, then alpha is returned

Properties and comments

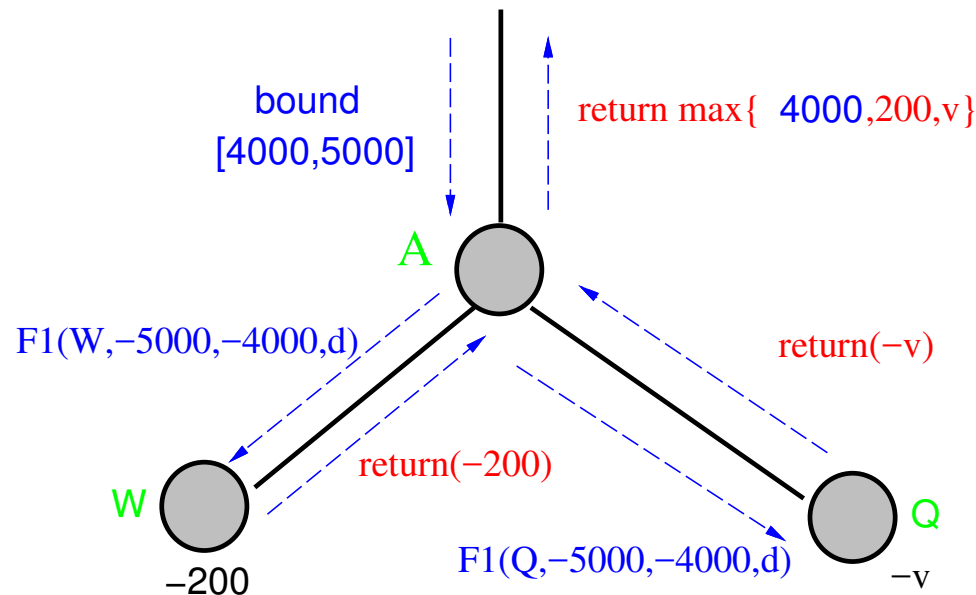
■ Properties:

- **Assumptions: (1) $\alpha < \beta$ and (2) p is not a leaf.**
- $F1(p, \alpha, \beta, \text{depth}) = \alpha$ **if** $F(p) \leq \alpha$
- $F1(p, \alpha, \beta, \text{depth}) = F(p)$ **if** $\alpha < F(p) < \beta$
- $F1(p, \alpha, \beta, \text{depth}) = \beta$ **if** $F(p) \geq \beta$
- $F1(p, -\infty, +\infty, \text{depth}) = F(p)$

■ Comments:

- $F1(p, \alpha, \beta, \text{depth})$: **find the best possible value according to a nega-max formula for the position p with the constraints that**
 - ▷ *If $F(p) \leq \alpha$, then $F1(p, \alpha, \beta, \text{depth})$ returns with the value α from a terminal position whose value is $\leq \alpha$.*
 - ▷ *If $F(p) \geq \beta$, then $F1(p, \alpha, \beta, \text{depth})$ returns the value β from a terminal position whose value is $\geq \beta$.*
- **The meanings of α and β during searching:**
 - ▷ *For a max node: the current best value is at least α .*
 - ▷ *For a min node: the current best value is at most β .*
- $F1$ **always finds a value that is within α and β .**
 - ▷ *The bounds are hard, i.e., cannot be violated.*

Original version: Example



- As long as the value of the leaf node W is less than the current *alpha* value, the returned value of A will be *alpha*.
- If the value of the leaf node W is greater than the current *beta* value, the returned value of A will be *beta*.

Alpha-beta pruning algorithm: Fail hard

- **Algorithm $F2'$ (position p , value $alpha$, value $beta$) // max node**
 - determine the successor positions p_1, \dots, p_b
 - if $b = 0$, then return $f(p)$ else begin
 - ▷ $m := alpha$
 - ▷ for $i := 1$ to b do
 - ▷ $t := G2'(p_i, m, beta)$
 - ▷ if $t > m$ then $m := t$
 - ▷ if $m \geq beta$ then **return(m) // beta cut off, return m**
 - end; return m
- **Algorithm $G2'$ (position p , value $alpha$, value $beta$) // min node**
 - determine the successor positions p_1, \dots, p_b
 - if $b = 0$, then return $f(p)$ else begin
 - ▷ $m := beta$
 - ▷ for $i := 1$ to b do
 - ▷ $t := F2'(p_i, alpha, m)$
 - ▷ if $t < m$ then $m := t$
 - ▷ if $m \leq alpha$ then **return(m) // alpha cut off, return m**
 - end; return m

Alpha-beta pruning algorithm: Fail hard

- Algorithm $F2(\text{position } p, \text{value } \alpha, \text{value } \beta, \text{integer } \text{depth})$
 - determine the successor positions p_1, \dots, p_b
 - if $b = 0$ // a terminal node
or $\text{depth} = 0$ // remaining depth to search
or time is running up // from timing control
or some other constraints are met // add knowledge here
 - then return $h(p)$ else
 - begin
 - ▷ $m := \alpha$
 - ▷ for $i := 1$ to b do
 - ▷ begin
 - ▷ $t := -F2(p_i, -\beta, -m, \text{depth} + 1)$
 - ▷ if $t > m$ then $m := t$
 - ▷ if $m \geq \beta$ then return(m) // cut off, return m that is $\geq \beta$
 - ▷ end
 - end
 - return m

Properties and comments

■ Properties:

- **Assumptions: (1) $\alpha < \beta$ and (2) p is not a leaf.**
- $F2(p, \alpha, \beta) = \alpha$ **if** $F(p) \leq \alpha$
- $F2(p, \alpha, \beta) = F(p)$ **if** $\alpha < F(p) < \beta$
- $F2(p, \alpha, \beta) \geq \beta$ **and** $F(p) \geq F2(p, \alpha, \beta)$ **if** $F(p) \geq \beta$
- $F2(p, -\infty, +\infty) = F(p)$

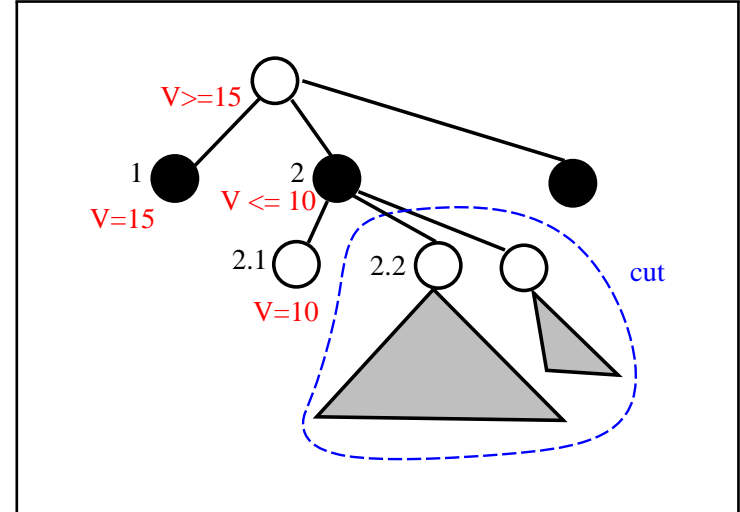
■ Comments:

- $F2(p, \alpha, \beta)$: **find the best possible value according to a nega-max formula for the position p with the constraints that**
 - ▷ *If $F(p) \leq \alpha$, then $F2(p, \alpha, \beta)$ returns with the value α from a terminal position whose value is $\leq \alpha$.*
 - ▷ *If $F(p) \geq \beta$, then $F2(p, \alpha, \beta)$ returns a value $\geq \beta$ from a terminal position whose value is $\geq \beta$.*
- **An intermediate version.**
 - ▷ *The lower bound is hard, cannot be violated.*
 - ▷ *Easier to find the branch where the returned value is coming from.*
 - ▷ *Always return something better than expected, but never something worse!!*
- **For historical reason [Fishburn 1983][Knuth & Moore 1975], this is called fail hard.**

Example

Initial call: $F2'(\text{root}, -\infty, \infty)$

- $m = -\infty$
- **call $G2'(\text{node 1}, -\infty, \infty)$**
 - ▷ *it is a terminal node*
 - ▷ *return value 15*
- $t = 15$;
 - ▷ *since $t > m$, m is now 15*
- **call $G2'(\text{node 2}, 15, \infty)$**
 - ▷ *call $F2'(\text{node 2.1}, 15, \infty)$*
 - ▷ *it is a terminal node; return 10*
 - ▷ $t = 10$; *since $t < \infty$, m is now 10*
 - ▷ *alpha is 15, m is 10, so we have an alpha cut off,*
 - ▷ *no need to call $F2'(\text{node 2.2}, 15, 10)$*
 - ▷ **return 10**
 - ▷ ...



Fail soft version

- Algorithm $F3(\text{position } p, \text{value } \alpha, \text{value } \beta, \text{integer } \text{depth})$
 - determine the successor positions p_1, \dots, p_b
 - if $b = 0$ // a terminal node
or $\text{depth} = 0$ // remaining depth to search
or time is running up // from timing control
or some other constraints are met // add knowledge here
 - then return $h(p)$ else
 - begin
 - ▷ $m := -\infty$ // soft initial value
 - ▷ for $i := 1$ to b do
 - ▷ begin
 - ▷ $t := -F3(p_i, -\beta, -\max\{m, \alpha\}, \text{depth} - 1)$
 - ▷ if $t > m$ then $m := t$ // the returned value is “used”
 - ▷ if $m \geq \beta$ then return(m) // cut off
 - ▷ end
 - end
 - return m

Properties and comments

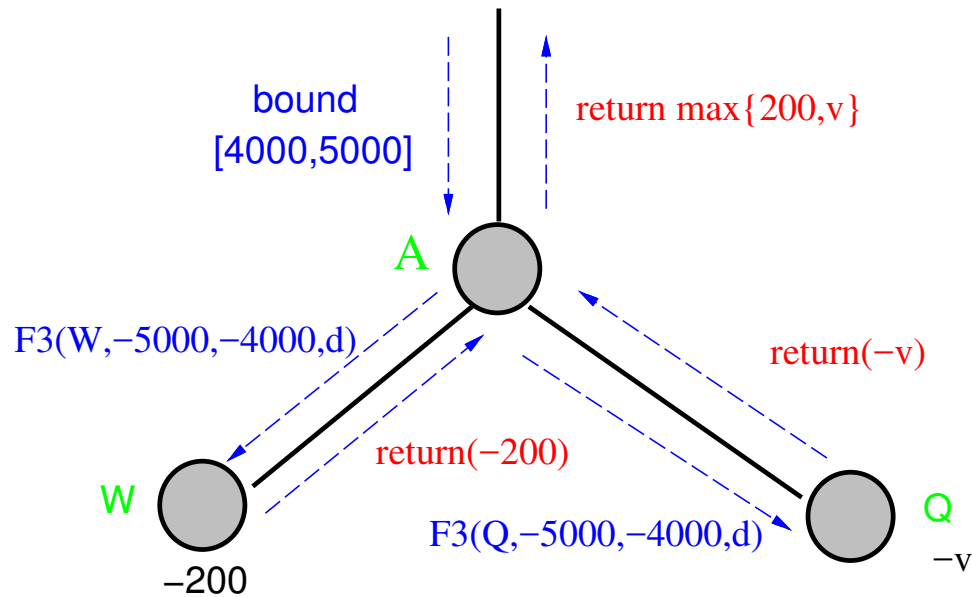
■ Properties:

- **Assumptions (1) $\alpha < \beta$ and (2) p is not a leaf**
- $F3(p, \alpha, \beta, \text{depth}) \leq \alpha$ **and** $F(p) \leq F3(p, \alpha, \beta, \text{depth})$ **if** $F(p) \leq \alpha$
- $F3(p, \alpha, \beta, \text{depth}) = F(p)$ **if** $\alpha < F(p) < \beta$
- $F3(p, \alpha, \beta, \text{depth}) \geq \beta$ **and** $F(p) \geq F3(p, \alpha, \beta, \text{depth})$ **if** $F(p) \geq \beta$
- $F3(p, -\infty, +\infty, \text{depth}) = F(p)$

■ $F3$ finds a “**better**” value when the value is out of the search window.

- **Better means a tighter bound.**
 - ▷ *The bounds are soft, i.e., can be violated.*
- **When it is failed-high, $F3$ normally returns a value that is higher than that of $F1$ or $F2$.**
 - ▷ *Never higher than that of F !*
- **When it is failed-low, $F3$ normally returns a value that is lower than that of $F1$ or $F2$.**
 - ▷ *Never lower than that of F !*

Fail soft version: Example

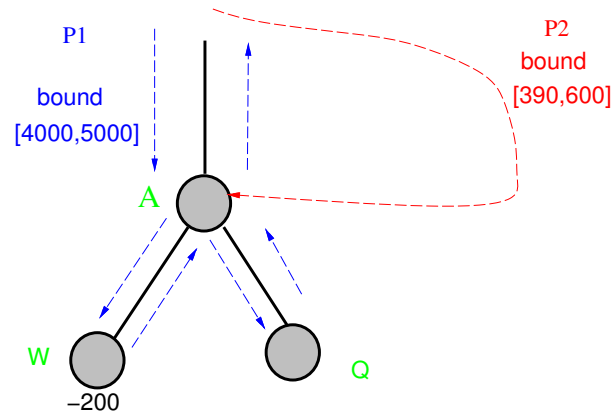


- Let the value of the leaf node W be u .
- If $u < \alpha$, then the returned value of A will be at least u .

Comparisons between $F1$ and $F3$

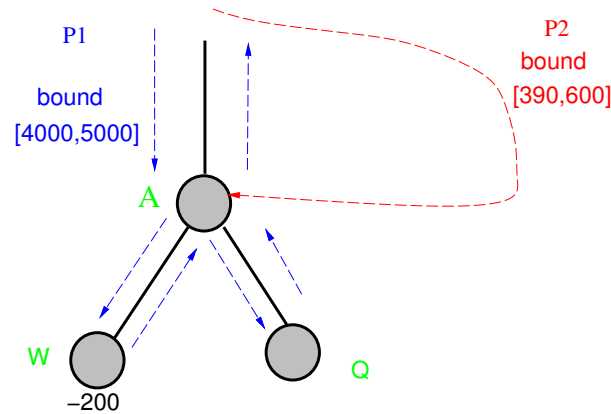
- Both versions find the corrected value v if v is within the window $[alpha, beta]$.
- Both versions scan the same set of nodes during searching.
 - ▷ *If the returned value of a subtree is decided by a cut, then $F1$ and $F3$ return the same value.*
- $F3$ provides more information when the true value is out of the pre-assigned search window.
 - Can provide a feeling on how bad or good the game tree is.
 - Use this “better” value to guide searching later on.
- $F3$ saves about 7% of time than that of $F2$ when a **transposition table** is used to save and re-use searched results [Fishburn 1983].
 - A transposition table is a data structure to record the results of previous searched results.
 - The entries of a transposition table can be efficiently accessed, i.e., read and write, during searching.
 - Need an efficient addressing scheme, e.g., hash, to translate between a position and its address.

$F1$ and $F3$: Example (1/2)



- Assume the node A can be reached from the starting position using path P_1 and path P_2 .
 - If W is visited first along P_1 with a bound of $[4000, 5000]$, and returns a value of 200, then
 - ▷ *the returned value of W , 200, is stored into the transposition table.*
 - If A is visited again along P_2 with a bound of $[390, 600]$, then a better value of previously stored value of W helps to decide whether the subtree rooted at W needs to be searched again.

$F1$ and $F3$: Example (2/2)



- Fail soft version has a chance to record a better value to be used later when this position is revisited.
 - If A is visited again along P_2 with a bound of $[390, 600]$, then
 - ▷ *it does not need to be searched again, since the previous stored value of W is -200 .*
 - However, if the value of W is 450, then it needs to be searched again.
- The fail hard version does not store the returned value of W after its first visit since this value is less than α .

Questions

- **What move ordering is good?**
 - It may not be good to search the best possible move first.
 - It may be better to cut off a branch with more nodes first.
- **How about the case when the tree is not uniform?**
- **What is the effect of using iterative-deepening alpha-beta cut off?**
- **How about the case for searching a game graph instead of a game tree?**
 - Can some nodes be visited more than once?

References and further readings

- * D. E. Knuth and R. W. Moore. An analysis of alpha-beta pruning. *Artificial Intelligence*, 6:293–326, 1975.
- * John P. Fishburn. Another optimization of alpha-beta search. *SIGART Bull.*, (84):37–38, 1983.
- J. Pearl. The solution for the branching factor of the alpha-beta pruning algorithm and its optimality. *Communications of ACM*, 25(8):559–564, 1982.